


ALUMINIUM  
CHIC COLLECTION

**F LONGHI**  
PORTE - DOORS

MILANO  
ITALIA



Italian  
*philosophy*  
DESIGN



Longhi è un'azienda legata ai temi dell'abitare contemporaneo, attenta all'evoluzione del gusto ma con solide radici nella realtà produttiva. La varietà dei temi affrontati – complementi d'arredo, pareti scorrevoli in vetro, porte d'arredamento, divani - è il risultato di un progetto d'impresa globale e coerente che investe ogni aspetto del percorso produttivo: dallo sviluppo dei prototipi, alle tecnologie applicate, al servizio clienti fino alla comunicazione. Le collezioni che costantemente aggiornano i cataloghi, rispecchiano i valori di una precisa filosofia progettuale: attenzione per il comfort e funzionalità, ricerca di un design che renda ogni elemento – sia esso un tavolino, una porta, od un'intera parete - parte di un sistema coordinato dall'impronta sobria ed elegante.

Longhi is a company whose core focus is contemporary living. While mindful of changes in taste, its manufacturing roots run deep. The variety of items it offers – furnishing accessories, sliding glass room dividers, doors for interiors, sofas – is the result of a consistent global, corporate strategy that influences every aspect of the production process: prototype development, applied technologies, customer service and communication. Its catalogues are regularly updated with collections that reflect the values of a clear design philosophy: comfort and functionality first, followed by a design vision that makes each element – whether it's a coffee table, a door, or an entire wall – part of a coordinated system, with an understated, elegant appeal.

Longhi – это компания, специализирующаяся на современном интерьере, которая внимательно следит за развитием новых стилей и направлений, опираясь на многолетние производственные традиции. Разнообразие продукции – мебельные аксессуары, раздвижные перегородки из стекла, межкомнатные двери, диваны – является результатом комплексного и последовательного подхода к производству, который характеризует все этапы производственного процесса: от разработки прототипов до применяемых технологий, сервисного обслуживания покупателей и рекламной коммуникации. Наши каталоги постоянно дополняются новыми коллекциями, в которых отражены основные принципы компании, применяемые при проектировании: прежде всего, уделяется большое внимание комфорту и функциональности, а также поиску дизайнерских решений, позволяющих создать из отдельных элементов – будь то столик, дверь или целая перегородка – гармоничные композиции в строгом и элегантном стиле.



Grande tradizione artigianale, utilizzo di materiali nobili e pregiati, ricerca costante in continua evoluzione: sono questi i valori che da sempre contraddistinguono le creazioni Longhi. L'attenzione al dettaglio si coniuga con l'uso di materiali esclusivi: l'essenze lignee lavorate affidandosi all'abilità e alla cultura di operatori altamente preparati, i marmi e le pietre provvisti di certificati d'Autenticità e Garanzia insieme alle pelli, accuratamente selezionate e lavorate con procedimenti naturali, rispettando l'ambiente, armonizzano semplicemente passione ed eleganza.

Ogni pezzo è fatto a mano, spesso su misura, personalizzato e sottoposto a controlli per offrire il massimo della qualità, conferendogli un valore unico, esclusivo e dalle caratteristiche eccellenti totalmente Made in Italy.

An outstanding tradition of craftsmanship, the use of precious materials, on-going research to ensure continuous evolution: these values always stand out in a creation by Longhi.

Attention to detail works in concert with the use of exclusive materials: woodworking is entrusted to the skill and expertise of highly trained craftsmen. All marbles and stones have Certificates of Authenticity and Guarantee, as our leathers do – which are specifically selected and processed with natural, environment friendly procedures.

All these materials simply harmonise to convey passion and elegance. Each piece is handmade, and often also made-to-measure. Moreover, each item undergoes inspections to ensure the highest quality standard and give it unique and exclusive value, enhancing its exceptional feature: completely Made in Italy.

Многолетние ремесленные традиции, применение благородных и ценных материалов, постоянные исследования и непрерывное развитие - именно эти ценности всегда отличали творения Longhi.

Внимание к деталям сочетается с использованием эксклюзивных материалов: древесные породы, обрабатываемые опытным и высококвалифицированным персоналом, мрамор и камень, имеющие сертификаты подлинности и гарантийные свидетельства, вместе с кожей, тщательно отбираемой и обрабатываемой натуральными методами, не причиняющими вреда окружающей среде, создают гармонию увлеченности и элегантности. Каждое изделие изготавливается вручную, часто на заказ, персонализируется и подвергается контролю для обеспечения максимального качества, что придает ему уникальную и эксклюзивную ценность с превосходными характеристиками полностью Made in Italy.



100%  
made in  
*Italy*



I materiali utilizzati in ogni prodotto sono di alta qualità, lavorati da personale esperto e controllati accuratamente lungo tutto il processo produttivo.

La pelle è un prodotto naturale che conserva, anche lavorata, alcuni aspetti che ne qualificano l'origine senza modificarne la resistenza, la durata, la qualità: i segni delle spinature, le rughe, una differenza di "grana" sono da considerarsi caratteristiche e non difetti. Anche il naturale assestamento dell'imbottitura non è da considerarsi un difetto. Tutti i marmi e le soft quartzite commissionate da Longhi sono esclusivamente lavorati con tecnologia a controllo numerico. Ogni lastra acquistata e rivenduta, è appartenente alla classe 1, ovvero selezionata per qualità e paese di origine. Ciascuna tipologia di pietra fornita, viene estratta esclusivamente con taglio, oppure per foratura e dilatazione delle facciate del blocco senza l'uso d'alcun genere di esplosivo. Lavorazione che garantisce la naturale integrità della pietra. Pietre selezionate, pregiate e preziose, quali Frappuccino, Emperdaror, Agatha Black ecc, con caratteristiche cromatiche uniche e senza eguali che, pur essendo portate alla loro possibile compattezza, risultano tanto dure quanto particolarmente fragili.

Il legno è un materiale vivo: eventuali piccoli movimenti con il variare della temperatura e dell'umidità sono del tutto naturali e vanno considerati caratteristici del mobile.

The materials used for all the products are of high quality, manufactured by qualified staff and carefully checked throughout the production process.

Leather is a natural product that, even after processing, retains some aspects that reveal its origin without changing its durability, long life and quality: the signs of the dowel, wrinkles, and a difference of "grain" are to be considered peculiarities and not defects. Even the natural adjustment of the "padding" cannot be considered a defect.

All the marbles and soft quartzite commissioned by Longhi are manufactured with CNC technology. Each slab is in Class 1, that means selected for quality and country of origin. Each type of stone supplied is extracted only by cutting or drilling and expanding the sides of the block without using any kind of explosive. This process guarantees the integrity of natural stone. Selected valuable and precious stones like Frappuccino, Emperdaror, Agatha Black etc. have unique chromatic characteristics that, even though they tend to be very compact, are as hard as they are fragile.

Wood is a living material: any small movements with variations in temperature and humidity are quite natural and should be considered characteristics of the furniture piece.

Вся продукция изготавливается из материалов высокого качества, которые обрабатываются опытным персоналом и тщательно контролируются на протяжении всего производственного процесса.


Кожа - это натуральный продукт, который даже в обработанном виде сохраняет некоторые характеристики, свидетельствующие о его происхождении и не изменяющие прочность, долговечность и качество: следы соединения, складки, различия в мере должны считаться особенностями, а не дефектами кожи. Естественная притирка набивки тоже не является дефектом. Весь мрамор и мягкий кварцит, заказываемый Longhi, обрабатывается только по технологии с ЧПУ. Каждая приобретенная и проданная плита относится к классу 1, то есть отобрана по качеству и стране происхождения. Поставляемый камень любого типа добывается только методом разрезания или сверления и расширения сторон блока без использования каких-либо взрывчатых веществ. Эта обработка гарантирует натуральную целостность камня. Такой ценный и красивый камень, как Frappuccino, Emperdaror, Agatha Black и т.д., обладает уникальными и неповторимыми цветовыми характеристиками и даже несмотря на доведение до возможной плотности является настолько твердым, насколько очень хрупким.

Дерево - это живой материал: незначительные движения при изменении температуры и влажности являются абсолютно естественными и должны считаться характеристиками предмета мебели.





TOTAL  
*luxury* home  
DESIGN



# LAND

design by **Alessandro La Spada**





## Point *of view*

"Il sistema Land, trae ispirazione dalla trasfigurazione di immagini aeree della terra, visioni prospettiche che ritraggono terreni coltivati dall'uomo e rivelano da questo particolare punto di vista, affascinanti cromatismi e composizioni geometriche spontanee. Da qui il pretesto per una nuova interpretazione di superfici verticali, pannellature scandite da profili metallici e materiali diversi che si alternano e delineano spazi: funzioni in un'unica continuità." cit. Alessandro La Spada.

The "Land System" was inspired by the transformation of aerial photographs of the earth – visions from a different perspective that portray the cultivated fields and reveal fascinating colour combinations and spontaneous geometric compositions that cannot be seen from another vantage point. This gives us a new idea for interpreting vertical surfaces, panelling lined with metal profiles and different materials that alternate to define spaces: functions with continuity. \* - Alessandro La Spada.

«В основе системы Land лежит преобразование фотографий земли, полученных при помощи аэрофотосъемки, перспективных видений, на которых изображены земельные участки, обработанные человеком, и которые обнаруживают с этой особой точки зрения интересные хроматизмы и произвольные геометрические композиции. Так возникает предлог для новой интерпретации вертикальных поверхностей, панели, дополняемые металлическими профилями и различными материалами, которые чередуются и очерчивают пространство: функции в единой последовательности». цит. Алессандро Ла Спада



# LAND


## **be** *unique*

Land è un sistema costituito da moduli scorrevoli, porte battenti e boiserie abbinati a elementi di servizio che creano la possibilità di articolarsi nello spazio unendo distinto gusto e efficace funzionalità. Una vera e propria architettura domestica fatta da una progettazione su misura grazie a una ricerca minuziosa e capillare. Infinite possibilità compositive, tecnologie innovative tra accessori e luci, originali rivestimenti come per esempio la carta da sughero impreziosita da piccole schegge d'oro.

Land is a system of sliding modules, hinged doors and boiserie panels matched with accessories that create the possibility of development in space by combining distinct taste and effective functionality. This is an authentic domestic architecture made up of made-to-measure design based on careful and thorough research. Infinite composition options, innovative technologies that include accessories and lighting, original coverings – such as paper made from cork embellished with tiny golden flakes.

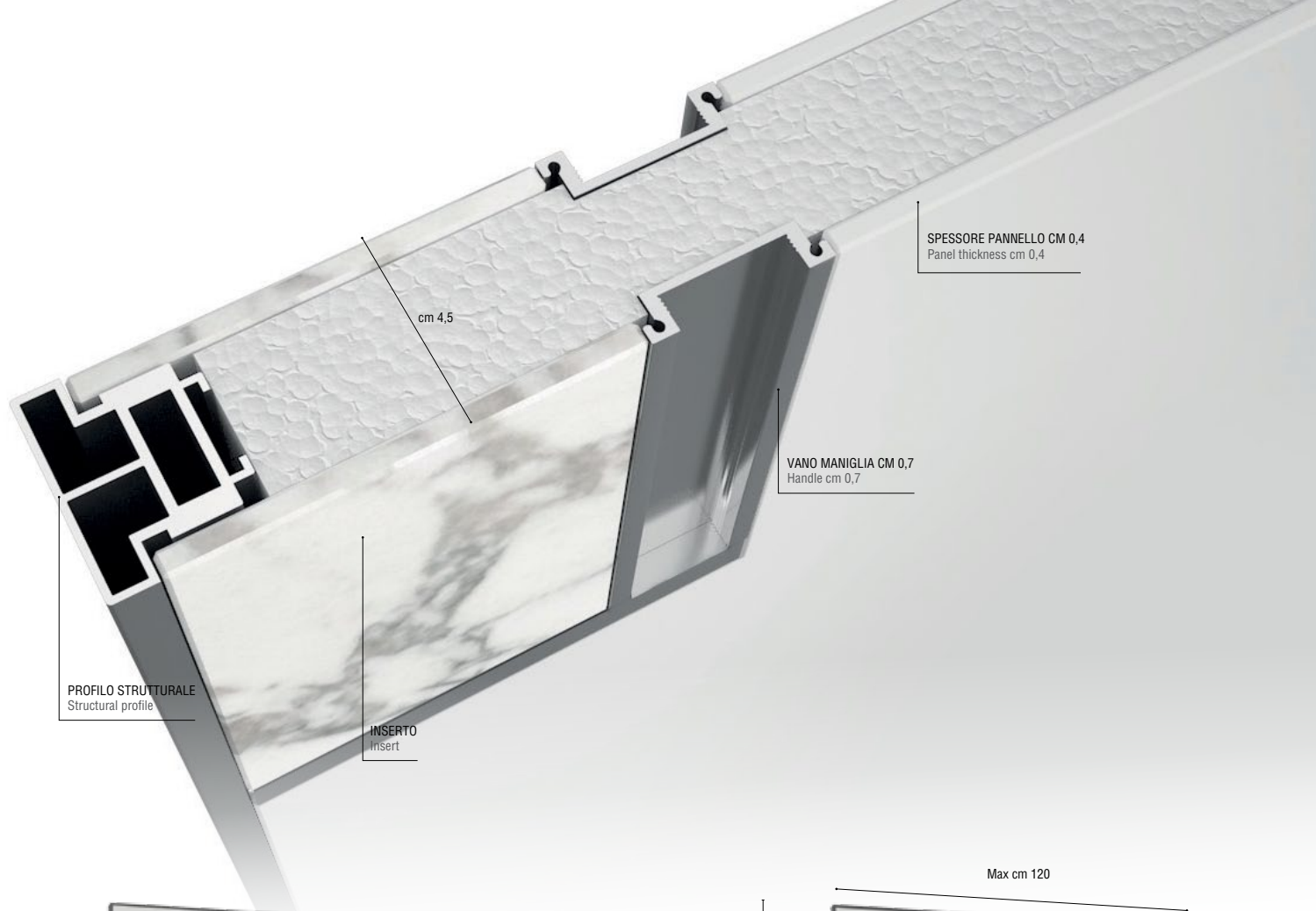
Land - это система, состоящая из раздвижных модулей, распашных дверей и панелей буазери, которые сочетаются со вспомогательными элементами и создают возможность развития в пространстве, объединяя изысканный вкус и эффективную функциональность. Это настоящая домашняя архитектура, представляющая собой проект «на заказ» благодаря тщательным и детальным исследованиям. Бесконечные композиционные возможности, инновационные технологии для аксессуаров и светильников, оригинальные покрытия, такие как бумага из коры пробкового дуба, украшенная мелкой золотой крошкой.





MODULI SCORREVOLI / *SLIDING PANELS* **LAND**  
STRUTTURA / *STRUCTURE* **OC BRIGHT GOLD ALUMINIUM**  
PANNELLI / *PANELS* **SS STOP SOL BRONZE - U1 BROWN ON GOLD BASE**  
INSERTI MANIGLIA / *HANDLE INSERT* **MG BARDIGLIO NUVOLATO MARBLE**







MODULI SCORREVOLI / *SLIDING PANELS* **LAND**  
STRUTTURA / *STRUCTURE* **OC BRIGHT GOLD ALUMINIUM**  
PANNELLI / *PANELS* **U1 BROWN ON GOLD BASE**  
INSERTI MANIGLIA / *HANDLE INSERT* **OA BRASS FUSION**  
BOISERIE *LAND* / *LAND BOISERIE* **U1 BROWN ON GOLD BASE**



MADE IN  
ITALY IS NOT  
JUST A DETAIL



MODULI SCORREVOLI / SLIDING PANELS LAND  
STRUTTURA / STRUCTURE PL MATT PLATINUM ALUMINIUM  
PANNELLI / PANELS SS STOP SOL BRONZE + C4 P.3 CAT. "SUEDE 311"  
INSERTI MANIGLIA / HANDLE INSERT CG CALACATTA GOLD MARBLE

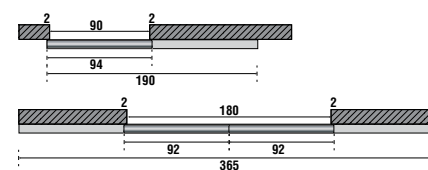


# Sistemi di scorrimento / Sliding systems

Travi di scorrimento a soffitto con mascherina 1 via  
One way ceiling sliding rails with visible closing cover



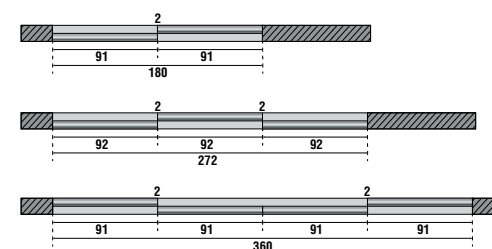
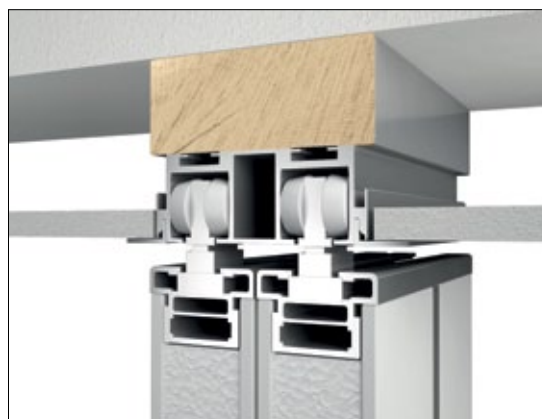
Travi di scorrimento ad incasso a soffitto a 1 via  
One way ceiling built-in sliding rails



Travi di scorrimento a soffitto con mascherina 2 vie  
Two way ceiling sliding rails with visible closing cover



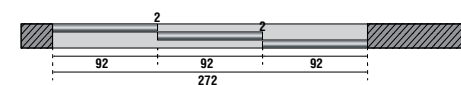
Travi di scorrimento ad incasso a soffitto a 2 vie  
Two way ceiling built-in sliding rails



Travi di scorrimento a soffitto con mascherina 3 vie  
Three way ceiling sliding rails with visible closing cover



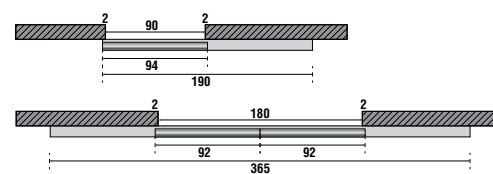
Travi di scorrimento ad incasso a soffitto a 3 vie  
Three way ceiling built-in sliding rails




Travi di scorrimento a parete con mascherina 1 via  
One way wall sliding rails with visible closing cover



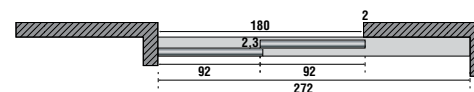
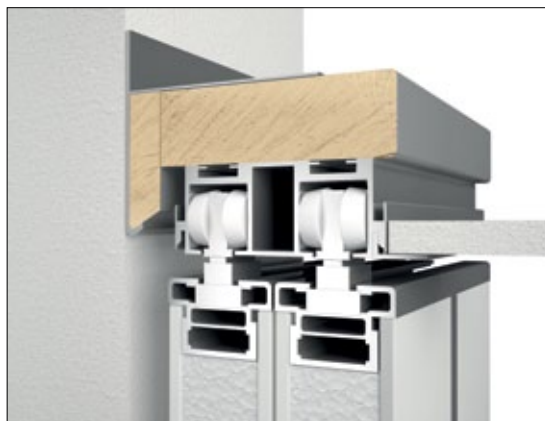
Travi di scorrimento a parete ad incasso 1 via  
One way wall built-in sliding rails



Travi di scorrimento a parete con mascherina 2 vie  
Two way wall sliding rails with visible closing cover



Travi di scorrimento a parete ad incasso 2 vie  
Two way wall built-in sliding rails







BOISERIE / *BOISERIE* **LAND**  
 PROFILI / *END TRIM* **CH CHAMPAGNE BRIGHT GOLD**  
 PANNELLI / *PANELS* **C4 P.3 CAT. "SUEDE 311"**

MODULI SCORREVOLI / *SLIDING PANELS* **LAND**  
 STRUTTURE / *STRUCTURE* **CH CHAMPAGNE BRIGHT GOLD**  
 PANNELLI / *PANELS* **SB BRONZE MIRROR + C4 P.3 CAT. "SUEDE 311"**  
 INSERTI MANIGLIA / *HANDLE INSERT* **CG CALACATTA GOLD MARBLE**



MODULI SCORREVOLI / *SLIDING PANELS* **LAND**  
STRUTTURA / *STRUCTURE* **11 BRIGHT ALUMINIUM**  
PANNELLI / *PANELS* **BL GLOSSY LACQUERED TEMPERED WHITE GLASS**  
INSERTI MANIGLIA / *HANDLE INSERT* **C4 P.3 CAT. "SUEDE" 311**









## Platinum *new finish*

La nuova colorazione per alluminio, Platino opaco, valorizza enormemente l'estetica e amplia la gamma esistente di finiture opache e lucide presenti nel catalogo Aluminium Chic. Questa nuova finitura conferisce all'alluminio un aspetto opaco sotto qualsiasi angolazione ma, la sua neutralità cromatica, se abbinata a materiali per facciata diversi, come vetro, pelle, legno, permette di creare effetti delicati e accattivanti.

The new colour for aluminium, Matt Platinum, enhances aesthetics immensely and expands the existing range of matt and glossy finishes in the Aluminium Chic catalogue. This new finish gives aluminium a matt look from any point of observation, and its chromatic neutrality – if matched with different surfaces such as glass, leather or wood – makes it possible to create delicate, captivating effects.

Новая окраска для алюминия - матовая платина - удивительным образом подчеркивает эстетику и расширяет существующую гамму матовых и гляцевых вариантов отделки, представленных в каталоге Aluminium Chic. Эта новая отделка придает алюминию матовый вид под любым углом, а ее цветовая нейтральность в сочетании с другими материалами для фасада, такими как стекло, кожа или дерево, позволяет создавать мягкие и завораживающие эффекты.







MODULI SCORREVOLI A SCOMPARSA / POCKET SLIDING PANELS **LAND**  
STIPITE / JAMB **TRIPLE WITH LED**  
STRUTTURA / STRUCTURE **PL MATT PLATINUM ALUMINIUM**  
PANNELLI / PANELS **CP GLOSSY LACQUERED TEMPERED CANAPA GLASS**  
INSERTI MANIGLIA / HANDLE **INSERT N8 P.9 CAT. "NABUCK" 8016**





## Triple *jamb*

Con la porta Land nasce anche un nuovo stipite: "Triple" che risulta essere lineare quanto elegante, riuscendo così ad adattarsi perfettamente a spazi minimal e moderni. Tre gradini netti che sporgono dal vano disegnando geometricamente la porta.

The Land door ushers in a new type of jamb: "Triple" is both linear and elegant, and can perfectly adapt to minimal, modern spaces. Three clearly fashioned "steps" over the door space give the door a geometric frame.


Вместе с дверью Land рождается и новая дверная коробка – «Triple». Она отличается линейностью и элегантностью и является прекрасным решением для минималистичных и современных помещений. Три чистые ступеньки выступают из проема, геометрически очерчивая дверь.



PORTA BATTENTE / *SWING DOOR* **LAND**  
STIPITE / *JAMB* **FILOMURO**  
STRUTTURA / *STRUCTURE* **11 BRIGHT ALUMINIUM**  
PANNELLI / *PANELS* **BL GLOSSY LACQUERED TEMPERED WHITE GLASS**  
INSERTI MANIGLIA / *HANDLE INSERT* **BL GLOSSY LACQUERED TEMPERED WHITE GLASS**

# LINEARITY BALANCE OF PROPORTIONS





PORTA BATTENTE / SWING DOOR **LAND**  
STIPITE / JAMB **TRIPLE WITH LED**  
STRUTTURA / STRUCTURE **CH CHAMPAGNE BRIGHT GOLD**  
PANNELLI / PANELS **SS STOP SOL BRONZE**  
INSERTI MANIGLIA / HANDLE INSERT **SW SILVER WAVE MARBLE**



## Strong *detail*

Tutto in due parole: ricerca e originalità. Con la porta Land, Longhi punta su materiali sorprendenti e texture di grande charme ma anche sulla tecnologia. Come optional solo sullo stipite "Triple" è stata studiata la possibilità di inserire un micro LED a luce bianca naturale da 0,5W-24V con accensione tramite sensore ad infrarossi di movimento. Il fascio di luce di 30°, proiettato sull'anta, illumina delicatamente la maniglia e si spegne automaticamente dopo circa 2 minuti.

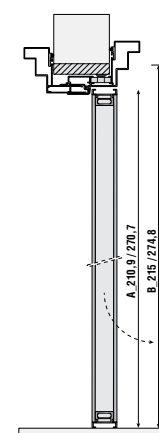
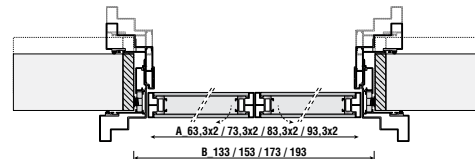
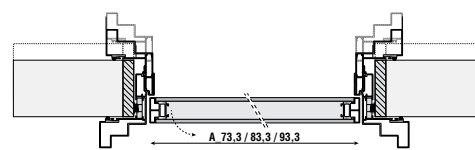
Just two words: research and originality. Longhi's Land doors are made with surprising materials and charming textures, but technology is also an important factor. As an optional, the "Triple" jamb includes the possibility of placing a micro LED with natural white light (0.5W-24V) that turns on with an infrared movement sensor. The 30° beam of light shines on the door to provide delicate light on the handle that automatically switches off after about 2 minutes.

Всего два слова: исследования и оригинальность. В двери Land Longhi делает ставку на удивительные материалы и текстуры, отличающиеся огромным шармом, а также на технологию. В качестве опции только для дверной коробки «Triple» была предусмотрена возможность установки микросветодиода с натуральным белым светом 0,5 Вт-24 В, включаемого посредством инфракрасного датчика движения. Свет падает на дверь под углом 30°, мягко освещая ручку, и автоматически выключается примерно через 2 минуты.

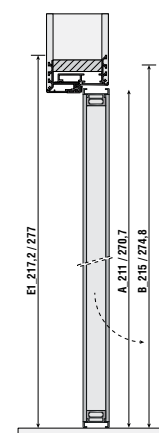
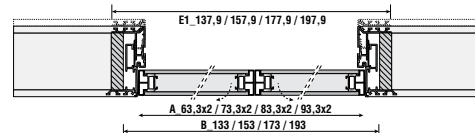
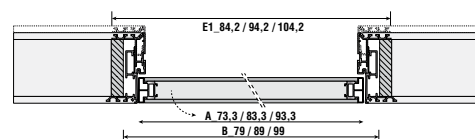
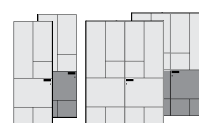
# Porta battente / Swing door



Porta battente con stipite Triple / Swing door with Triple jamb



Porta battente con stipite Filomuro / Swing door with Filomuro jamb

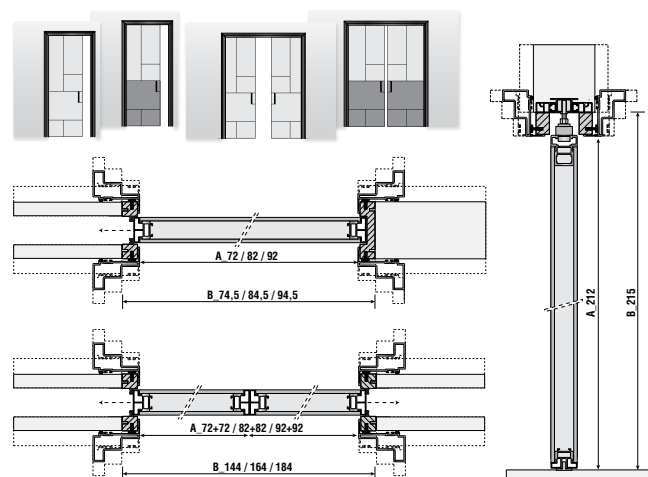




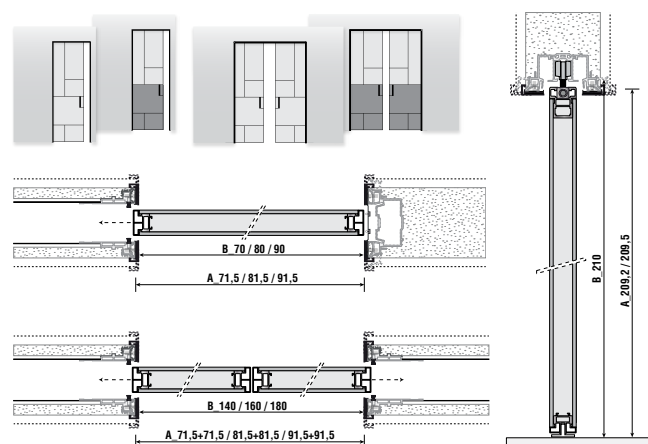
# Porta scorrevole a scomparsa / Pocket sliding door



Porta scorrevole a scomparsa con stipite Triple / Pocket sliding door with Triple jamb



Porta scorrevole a scomparsa con stipite Free / Pocket sliding door with Free jamb






## Natural *weave*


Il lusso si unisce a materiali naturali. Il sughero viene animato da fondi e riflessi metallizzati, dagli effetti cangianti, sofisticati ed imprevedibili e si dispiega con maestria sulle pareti: una finitura scintillante tessuta manualmente.

Luxury combines with natural materials. Cork is made interesting with metal bases and reflections, with sophisticated and unexpected iridescent effects, that unfold masterfully on the walls: a glittering finish resulting from a handcrafted process.

Роскошь объединяется с натуральными материалами. Пробка оживляется металлизированными фонами и отблесками, переливчатыми, утонченными и непредсказуемыми эффектами и искусно располагается на стенах: сверкающая отделка, сотканная вручную.



U1 MARRONE BASE ORO  
U1 Brown on gold base



U2 MARRONE BASE ARGENTO  
U2 Brown on silver base



U3 BRONZO BASE ARGENTO  
U3 Bronze on silver base

PORTA BATTENTE / SWING DOOR **LAND**  
STIPITE / JAMB **TRIPLE**  
STRUTTURA / STRUCTURE **BR MATT SATINED BRONZE**  
PANNELLI / PANELS **U3 BRONZE ON SILVER BASE**  
INSERTI MANIGLIA / HANDLE **INSERT OA BRASS FUSION**







PORTA BATTENTE / SWING DOOR **LAND**  
STIPITE / JAMB **FILOMURO**  
STRUTTURA / STRUCTURE **M BRIGHT ALUMINIUM**  
PANNELLI / PANELS **O2 P.9 CAT. "COCCO SUEDE" 2311**  
INSERTI MANIGLIA / HANDLE INSERT **MG BARDIGLIO NUVOLATO MARBLE**



PORTA BATTENTE / SWING DOOR LAND  
STIPITE / JAMB TRIPLE WITH LED  
STRUTTURA / STRUCTURE PL MATT PLATINUM ALUMINIUM  
PANNELLI / PANELS SS STOP SOL BRONZE + C4 P.3 CAT. "SUEDE 311"  
INSERTI MANIGLIA / HANDLE INSERT C4 P.3 CAT. "SUEDE 311"




# A REAL SECOND SKIN

## Stylish *veneer*


L'attenzione al dettaglio si coniuga con l'uso di materiali esclusivi. Essenze lignee come il Sucupira Luxury, Noce Canaletto e l'Ebano ampliano la gamma di finiture del sistema Land: è la conoscenza dei materiali che richiede la giusta tecnica nel trattamento di un legno che sa seguire con naturalezza le sue venature.

Attention to detail combines with the use exclusive materials. Woods like Luxury Sucupira, Canaletto walnut and Ebony expand the range of finishes available for the Land series. In-depth knowledge of materials is needed to use the right woodworking technique to follow its grain in a natural way.


Внимание к деталям сочетается с использованием эксклюзивных материалов. Древесные породы, такие как Сукупира роскошь, орех Каналетто и эбеновое дерево, дополняют гамму отделок системы Land. Глубокое знание материалов позволяет использовать правильные методы обработки дерева, естественным образом повторяющие его текстуру.



L0-L9 SUCUPIRA  
LUXURY LUCIDO/OPACO  
L0-L9 Glossy/matt Luxury  
Sucupira



L6-L5 EBANO LUCIDO/  
OPACO  
L6-L5 Glossy/matt ebony



L3-L2 NOCE CANALETTO  
LUCIDO/OPACO  
L3-L2 Glossy/matt  
Canaletto Walnut

PORTA BATTENTE / SWING DOOR **LAND**

STIPITE / JAMB **TRIPLE**

STRUTTURA / STRUCTURE **BR MATT SATINED BRONZE**

PANNELLI / PANELS **L5 GLOSSY EBONY**

INSERTI MANIGLIA / HANDLE INSERT **RG P.3 CAT. "SUEDE" 08051**






BOISERIE CON CONTENITORI / BOISERIE AND WALL UNIT LAND  
PROFILI / END TRIM BR MATT SATINED BRONZE  
PANNELLI / PANELS L5 GLOSSY EBONY + RG P.3 CAT. "SUEDE" 08051




# Finiture Land / Land sample finishes

## Struttura e stipite in alluminio / Aluminium structure and jamb




<b>PL PLATINO OPACO</b> PL Matt platinum	<b>BR BRONZO SATINATO OPACO</b> BR Matt Satined Bronze	<b>CH ORO CHAMPAGNE BRILLANTE</b> CH Champagne bright gold	<b>OC ORO BRILLANTE</b> OC Bright gold	<b>I2 ELETTROCOLORE MORO BRILLANTE</b> I2 Bright electrocolour dark brown	<b>I1 ALLUMINIO BRILLANTE</b> I1 Bright aluminium	<b>GB BIANCO LUCIDO</b> GB Glossy white	<b>AN ELETTROCOLORE NERO OPACO</b> AN Matt electrocolour black	<b>AM ELETTROCOLORE MORO OPACO</b> AM Matt electrocolour dark brown
---	---	---	---	--	--	--	---	--

## Pannelli in sughero / Panels with cork




<b>U1 MARRONE BASE ORO</b> U1 Brown on gold base	<b>U2 MARRONE BASE ARGENTO</b> U2 Brown on silver base	<b>U3 BRONZO BASE ARGENTO</b> U3 Bronze on silver base
---	---	---

## Pannelli in specchio / Panels with mirror



<b>SP SPECCHIO NATURALE</b> SP Mirror	<b>SB SPECCHIO BRONZO</b> SB Bronze mirror	<b>FU SPECCHIO FUMÉ</b> FU Smoky mirror
--	---	--

## Pannelli in vetro riflettente / Panels with reflective glass




<b>SS STOP SOL BRONZO</b> SS Stop Sol bronze	<b>SG STOP SOL GREY</b> SG Stop Sol grey
---	---

## Pannelli in vetro trasparente / Panels with transparent glass



<b>FD DARK FUMÉ TEMPERATO</b> FD Tempered Dark smoky
---

## Pannelli in essenza legno / Panels with wooden veneer



<b>L0 SUCUPIRA LUXURY LUCIDO</b> L0 Glossy Luxury Sucupira	<b>L6 EBANO LUCIDO</b> L6 Glossy ebony	<b>L3 NOCE CANALETTO LUCIDO</b> L3 Glossy Canaletto Walnut	<b>L9 SUCUPIRA LUXURY OPACO</b> L9 Matt Luxury Sucupira	<b>L5 EBANO OPACO</b> L5 Matt ebony	<b>L2 NOCE CANALETTO OPACO</b> L2 Matt Canaletto Walnut
---	---	---	--	--	--

## Pannelli e inserti maniglia in vetro temperato verniciato lucido / Panels and handle insert with glossy lacquered tempered glass




<b>BL BIANCO</b> BL White	<b>CP CANAPA</b> CP Canapa	<b>OY CORDA</b> OY Rope	<b>TT TORTORA</b> TT Turtle dove	<b>FF CAFFÈ</b> FF Coffee	<b>MK MOKA</b> MK Moka	<b>PR PRUGNA</b> PR Prune	<b>GC GRIGIO CEMENTO</b> GC Cement grey	<b>GP GRIGIO PIOMBO</b> GP Lead grey	<b>GN GRANITO</b> GN Granite	<b>GA GRIGIO ARDESIA</b> GA Slate grey	<b>NI BLU NOTTE</b> NI Night blue	<b>NL NERO</b> NL Black
------------------------------	-------------------------------	----------------------------	-------------------------------------	------------------------------	---------------------------	------------------------------	--	---	---------------------------------	---	--------------------------------------	----------------------------

# ...a richiesta dal campionario pelli Loveluxe


## ...on request from Loveluxe leather sample box

Pannelli e inserti maniglia in camoscio cat. "Suede Cocco", pelle cat. "Cocco Deluxe" e "Cocco Special" / Panels and handle insert with suede cat. "Suede Cocco", leather cat. "Cocco Deluxe" and "Cocco Special"




<b>O1 P.9 SUEDE</b> COCCO CIPRIA 2120 O1 P.9 Suede Cocco powder 2120	<b>O2 P.9 SUEDE</b> COCCO TORTORA 2311 O2 P.9 Suede Cocco turtle dove 2311	<b>O3 P.9 SUEDE</b> COCCO TESTA DI MORO 23085 O3 P.9 Suede Cocco dark brown 23085	<b>T1 P.9 SUEDE</b> TRECCIA CIPRIA 1120 T1 P.9 Suede Treccia powder 1120	<b>T2 P.9</b> SUEDE TRECCIA TORTORA 1311 T2 P.9 Suede Treccia turtle dove 1311	<b>T3 P.9 SUEDE</b> TRECCIA TESTA DI MORO 13085 T3 P.9 Suede Treccia dark brown 13085
---	---	--	---	---	--

Pannelli e inserti maniglia in pelle cat. "Nabuck" / Panels and handle insert with leather cat. "Nabuck"




<b>N1 P.9 NABUCK</b> CIPRIA 8011 N1 P.9 Nabuck powder 8011	<b>N2 P.9 NABUCK</b> SABBIA 8012 N2 P.9 Nabuck sand 8012	<b>N3 P.9 NABUCK</b> FANGO 8013 N3 P.9 Nabuck mud 8013	<b>N4 P.9 NABUCK</b> CASTANO 8014 N4 P.9 Nabuck chestnut brown 8014	<b>N5 P.9 NABUCK</b> TESTA DI MORO 8015 N5 P.9 Nabuck dark brown 8015	<b>N6 P.9 NABUCK</b> TORTORA 8010 N6 P.9 Nabuck turtle dove 8010	<b>N7 P.9 NABUCK</b> GHIACCIO 8021 N7 P.9 Nabuck ice 8021	<b>N8 P.9 NABUCK</b> BLU 8016 N8 P.9 Nabuck blue 8016
---	---	---	---	---	---	--	--

Pannelli e inserti maniglia in pelle lucida cat. "Supreme" / Panels and handle insert with glossy leather cat. "Supreme"



<b>S1 P.6 SUPREME</b> LATTE 1015 S1 P.6 Supreme milk 1015	<b>S2 P.6 SUPREME</b> SABBIA 1013 S2 P.6 Supreme sand 1013	<b>S3 P.6 SUPREME</b> SUGHERO 1010 S3 P.6 Supreme Cork 1010	<b>S4 P.6 SUPREME</b> MOGANO 1001 S4 P.6 Supreme mahogany 1001	<b>S5 P.6 SUPREME</b> CASTAGNO 1002 S5 P.6 Supreme chestnut 1002	<b>S6 P.6 SUPREME</b> MORO 1004 S6 P.6 Supreme dark brown 1004
--	---	--	---	---	---

Pannelli e inserti maniglia in pelle opaca cat. "Lusso" / Panels and handle insert with matt leather cat. "Lusso"



<b>P1 P.3 LUSO</b> BIANCO 02 P1 P.3 Lusso white 02	<b>P4 P.3 LUSO</b> DESERT 03 P4 P.3 Lusso desert 03	<b>P3 P.3 LUSO</b> MARRONE 08 P3 P.3 Lusso brown 08	<b>P2 LUSO</b> NERO 11 P2 P.3 Lusso black 11
---	--	--	---

Pannelli e inserti maniglia camoscio cat. "Suede" / Panels and handle insert with suede cat. "Suede"




<b>C3 P.3 SUEDE</b> CIPRIA 120 C3 P.3 Suede powder 120	<b>C6 P.3 SUEDE</b> SABBIA 0111 C6 P.3 Suede sand 0111	<b>C4 P.3 SUEDE</b> TORTORA 311 C4 P.3 Suede turtle dove 311	<b>C5 P.3 SUEDE</b> TESTA DI MORO 3085 C5 P.3 Suede dark brown 3085	<b>C8 P.3 SUEDE</b> GRIGIO GHIACCIO 08085 C8 P.3 Suede ice grey 08085	<b>C7 P.3 SUEDE</b> GRIGIO 1011 C7 P.3 Suede grey 1011	<b>RG P.3 SUEDE</b> ROYAL GREY 08051 RG P.3 Suede Royal Grey 08051	<b>C9 P.3 SUEDE</b> BLU 714 C9 P.3 Suede blue 714	<b>C1 P.3 SUEDE</b> NERO 811 C1 P.3 Suede black 811	<b>C2 P.3 SUEDE</b> AZZURRO 719 C2 P.3 Suede light blue 719
---	---	---	---	---	---	--	--	--	--

# Maniglia Land / Land handle




Serratura magnetica. Chiusura semplice, con nottolino o con chiave / Magnetic lock. Simple closure, with latch or key.

Finitura struttura maniglia / Handle structure finish



**PL PLATINO OPACO**  
PL Matt platinum




**BR BRONZO SATINATO OPACO**  
BR Matt Satined Bronze



**CH ORO CHAMPAGNE BRILLANTE**  
CH Champagne bright gold



**OC ORO BRILLANTE**  
OC Bright gold



**I2 ELETTROCOLORE MORO BRILLANTE**  
I2 Bright electrocolour dark brown




**AN ELETTROCOLORE NERO OPACO**  
AN Matt electrocolour black



**AT CROMATA NATURALE**  
AT Natural chrome



**GB BIANCO LUCIDO**  
GB Glossy white



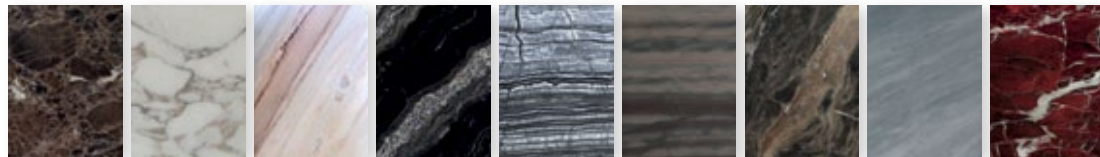
**AM ELETTROCOLORE MORO OPACO**  
AM Matt electrocolour dark brown



# Inserti speciali maniglia / Special handle inserts

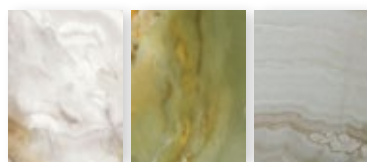
Gli inserti possono essere nella medesima finitura dell'anta o nelle sottoelencate finiture speciali / Inserts can be in the same finish of the panel or as per the special finishes listed below

## Inserto marmo / Marble insert




<b>EK EMPERADOR DARK</b> EK Emperador Dark	<b>CG CALACATTA GOLD</b> CG Calacatta Gold	<b>PN PALISSANDRO ONICIATO</b> PN Shale rosewood marble	<b>PB AGATHA BLACK</b> PB Agatha Black	<b>SW SILVER WAVE</b> SW Silver Wave	<b>ED ELEGANT BROWN</b> ED Elegant Brown	<b>FR FRAPPUCCINO</b> FR Frappuccino	<b>BA BARDIGLIO NUVOLATO</b> BA Bardiglio Nuvolato	<b>RV ROSSO LEVANTO</b> RV Rosso Levanto
---	---	--	---	---	---	---	---	---

## Inserto onice / Onyx insert



<b>OB ONICE BIANCO</b> OB White onyx	<b>OV ONICE VERDE</b> OV Green onyx	<b>OI ONICE AVORIO</b> OI Ivory onyx
---	--	---

## Inserto in fusione / Fusion insert



<b>OA FUSIONE OTTONE</b> OA Brass fusion	<b>FC FUSIONE ALLUMINIO CROMATO</b> FC Chromed aluminium fusion
---	--



# IANUS


## **Inimitable** *lifestyle*

Ianus è un programma mutevole, riflette i luoghi e le atmosfere, cambia natura, raccoglie le suggestioni di tanti mondi possibili, ne accetta i contrasti e li trasforma in un insieme elegante e calibrato. Ha, alla propria origine, un concept forte e determinato che lo porta ad essere essenziale ed al tempo stesso, per complessità e sicurezza di linguaggio, esuberante, ricco, sontuoso. Ianus decodifica il gusto contemporaneo e cosmopolita e lo ricompone, senza mezzi termini o indecisioni, in un insieme di colori e materiali preziosi in un'unica, esclusiva, inimitabile idea di lifestyle.

Ianus is a versatile system that reflects the places and atmospheres it occupies, then changes its character, taking its cues from many possible worlds, accepts their differences and blends them into an elegant and balanced whole. It springs from a bold, original concept that lends it an essential and, at the same time exuberant, opulent, and sumptuous feel - thanks to the complexity and confidence of its architectural language. Ianus translates contemporary, cosmopolitan taste in unequivocal and well-defined terms through a combination of colors and precious materials, producing a unique, exclusive, unrivalled lifestyle concept.

Ianus - это изменчивый проект, который отражает места и окружение, меняет свой характер, объединяет очарование множества возможных миров, принимает их контрасты и преобразует их в элегантный и гармоничный ансамбль. В основе проекта лежит сильная и четкая концепция, придающая ему строгость, но в то же время пышность, богатство и величье, достигаемые благодаря сложной и уверенной форме выражения. Ianus расшифровывает современный космополитический вкус и решительно и уверенно преобразует его в ансамбль из оттенков и ценных материалов, создавая уникальную, эксклюзивную, неподражаемую идею стиля жизни.









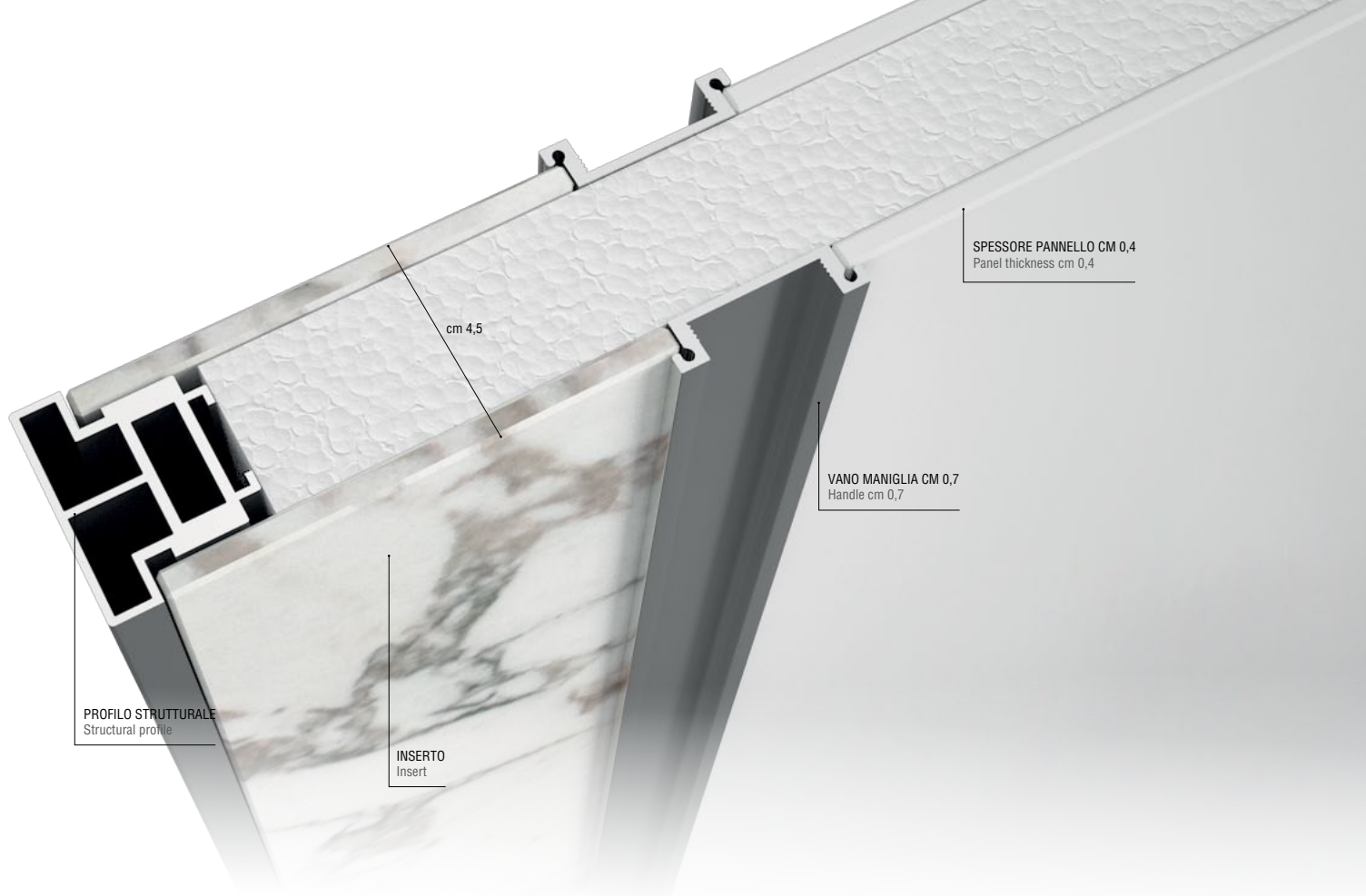
MODULI SCORREVOLI / SLIDING PANELS IANUS  
 STRUTTURA / STRUCTURE BR MATT SATINED BRONZE  
 PANNELLI / PANELS SS STOP SOL BRONZE  
 INSERTI MANIGLIA / HANDLE INSERT OB WHITE ONYX

BOISERIE ENDLESS / ENDLESS BOISERIE RG P.3 CAT. "SUEDE" 08051



MODULO SCORREVOLI / *SLIDING PANELS* **IANUS**  
STRUTTURA / *STRUCTURE* **OC BRIGHT GOLD ALUMINIUM**  
PANNELLI / *PANELS* **SS STOP SOL BRONZE**  
INSERTI MANIGLIA / *HANDLE INSERT* **OB WHITE ONYX**





IANUS



MODULI SCORREVOLI / *SLIDING PANELS* IANUS  
STRUTTURA / *STRUCTURE* GB GLOSSY WHITE ALUMINIUM  
PANNELLI / *PANELS* BL GLOSSY LACQUERED TEMPERED WHITE GLASS  
INSERTI MANIGLIA / *HANDLE INSERT* C4 P.3 CAT. "SUEDE" 311

# LIMITLESS DESIGN

MODULI SCORREVOLI / *SLIDING PANELS* IANUS  
STRUTTURA / *STRUCTURE* GB GLOSSY WHITE ALUMINIUM  
PANNELLI / *PANELS* BL GLOSSY LACQUERED TEMPERED WHITE GLASS  
INSERTI MANIGLIA / *HANDLE INSERT* OV GREEN ONYX





MODULI SCORREVOLI / *SLIDING PANELS* IANUS  
STRUTTURA / *STRUCTURE* CH CHAMPAGNE BRIGHT GOLD ALUMINIUM  
PANNELLI / *PANELS* CP GLOSSY LACQUERED TEMPERED CANAPA GLASS  
INSERTI MANIGLIA / *HANDLE INSERT* CG CALACATTA GOLD MARBLE







LIGHTNESS  
AND FORMAL  
ELEGANCE





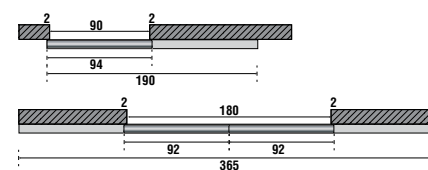
MODULI SCORREVOLI / *SLIDING PANELS* **IANUS**  
STRUTTURA / *STRUCTURE* **M1 BRIGHT ALUMINIUM**  
PANNELLI / *PANELS* **SG STOP SOL GREY**  
INSERTI MANIGLIA / *HANDLE INSERT* **0A BRASS FUSION**

# Sistemi di scorrimento / Sliding systems

Travi di scorrimento a soffitto con mascherina 1 via  
One way ceiling sliding rails with visible closing cover



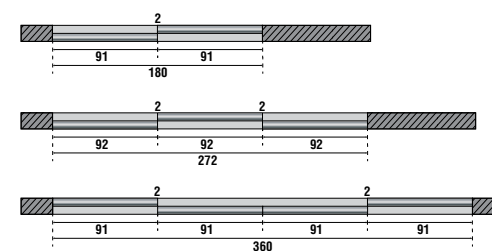
Travi di scorrimento ad incasso a soffitto a 1 via  
One way ceiling built-in sliding rails



Travi di scorrimento a soffitto con mascherina 2 vie  
Two way ceiling sliding rails with visible closing cover



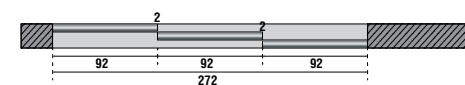
Travi di scorrimento ad incasso a soffitto a 2 vie  
Two way ceiling built-in sliding rails



Travi di scorrimento a soffitto con mascherina 3 vie  
Three way ceiling sliding rails with visible closing cover



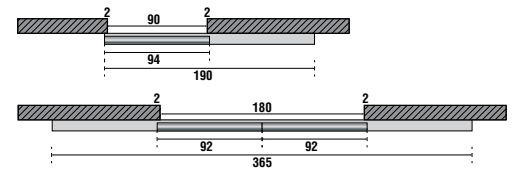
Travi di scorrimento ad incasso a soffitto a 3 vie  
Three way ceiling built-in sliding rails




Travi di scorrimento a parete con mascherina 1 via  
One way wall sliding rails with visible closing cover



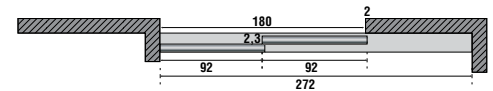
Travi di scorrimento a parete ad incasso 1 via  
One way wall built-in sliding rails




Travi di scorrimento a parete con mascherina 2 vie  
Two way wall sliding rails with visible closing cover



Travi di scorrimento a parete ad incasso 2 vie  
Two way wall built-in sliding rails



A woman with long brown hair, wearing a black long-sleeved dress and black high-heeled shoes, is walking through a sliding door system. The room is dimly lit, with a patterned rug on the floor and a white tufted sofa in the background. The sliding door system consists of dark panels with gold-colored handles and a gold-colored frame. The background wall is covered in a patterned wallpaper.

MODULI SCORREVOLI / SLIDING PANELS IANUS  
STRUTTURA / STRUCTURE 12 BRIGHT ELECTROCOLOUR DARK BROWN ALUMINIUM  
PANNELLI / PANELS FD TEMPERED DARK SMOKY  
INSERTI MANIGLIA / HANDLE INSERT OA BRASS FUSION

YOUR STYLE  
A SINGLE  
CHOICE



MODULI SCORREVOLI A SCOMPARSA / POCKET SLIDING PANELS IANUS  
STRUTTURA / STRUCTURE 12 BRIGHT ELECTROCOLOUR DARK BROWN ALUMINIUM  
PANNELLI / PANELS Z1 "CRISTAL RAIN" BRONZE MIRROR  
INSERTI MANIGLIA / HANDLE INSERT OA BRASS FUSION



## Cristal Rain *design*

Per il sistema Ianus è stata sviluppata una decorazione esclusiva: "Cristal Rain". Una creazione unica, che amplia l'alto contenuto decorativo e crea un valore aggiunto al sistema Ianus.

The exclusive decorative element "Cristal Rain" was created for the Ianus system. The unique design takes decoration to a new level and creates added value for the Ianus system.

Для системы Ianus был разработан эксклюзивный декор «Cristal Rain». Это уникальное творение усиливает высокодекоративный характер системы Ianus и подчеркивает ее красоту.

PORTA BATTENTE / SWING DOOR IANUS  
STIPITE / JAMB RELIEF  
STRUTTURA / STRUCTURE BR MATT SATINED BRONZE  
PANNELLI / PANELS SS STOP SOL BRONZE  
INSERTI MANIGLIA / HANDLE INSERT RG P.3 CAT. "SUEDE" 08051



## Pure *elegance*

Oro Champagne e Bronzo Satinato sono le eleganti finiture protagoniste di un design emozionale che rendono le porte un esclusivo elemento d'arredo.

Champagne Gold and Satin Bronze are the elegant finishes of an emotional design that makes these doors an exclusive furnishing element.

Золото оттенка шампанского и сатирированная бронза - элегантные отделки, находящиеся в центре эмоционального дизайна и преобразующие двери в эксклюзивный элемент интерьера.



## Warm *feeling*

L'affascinante cura dei particolari sarà la nostra base per gli scenari che avete sempre sognato, come il delicatissimo accostamento dell'alluminio Oro Champagne con la pelle Suede color cipria.

The fascinating attention to detail is our basis for the rooms that you have always dreamed of, such as the combination of Champagne Gold aluminium with powder coloured Suede leather.

Удивительное внимание к деталям станет основой для создания сценариев, о которых вы всегда мечтали, таких как нежное сочетание алюминия в отделке золотого оттенка шампанского с кожей Suede пудрового цвета.

PORTA BATTENTE / *SWING DOOR* **IANUS + BOISERIE ENDLESS**  
STIPITE / *JAMB* **RELIEF**  
STRUTTURA / *STRUCTURE* **CH CHAMPAGNE BRIGHT GOLD ALUMINIUM**  
PANNELLI / *PANELS* **C3 P.3 CAT. "SUEDE" 120**  
INSERTI MANIGLIA / *HANDLE INSERT* **FR FRAPPUCCINO MARBLE**  
BOISERIE ENDLESS / *ENDLESS BOISERIE* **T1 P.9 CAT. "SUEDE TRECCIA" 1120**




BE UNIQUE  
IN THE MOST  
EXCLUSIVE  
WAY





PORTA BATTENTE / SWING DOOR IANUS  
STIPITE / JAMB RELIEF  
STRUTTURA / STRUCTURE CH CHAMPAGNE BRIGHT GOLD ALUMINIUM  
PANNELLI / PANELS FU SMOKY MIRROR  
INSERTI MANIGLIA / HANDLE INSERT RG P.3 CAT. "SUEDE" 08051



PORTA BATTENTE / *SWING DOOR* IANUS  
STIPITE / *JAMB RELIEF*  
STRUTTURA / *STRUCTURE* GB GLOSSY WHITE ALUMINIUM  
PANNELLI / *PANELS* BL GLOSSY LACQUERED TEMPERED WHITE GLASS  
INSERTI MANIGLIA / *HANDLE INSERT* OV GREEN ONYX





PORTA BATTENTE / SWING DOOR **IANUS**

STIPITE / JAMB **RELIEF**

STRUTTURA / STRUCTURE **12 BRIGHT ELECTROCOLOUR DARK BROWN ALUMINIUM**

PANNELLI / PANELS **FD DARK FUMÉ**

INSERTI MANIGLIA / HANDLE INSERT **0A BRASS FUSION**





PORTA BATTENTE / *SWING DOOR* **IANUS**  
STIPITE / *JAMB* **RELIEF**  
STRUTTURA / *STRUCTURE* **12 BRIGHT ELECTROCOLOUR DARK BROWN ALUMINIUM**  
PANNELLI / *PANELS* **S6 P.6 CAT. "SUPREME" 1004**  
INSERTI MANIGLIA / *HANDLE INSERT* **FR FRAPPUCCINO MARBLE**

BOISERIE / *BOISERIE* **HERITAGE**  
STRUTTURA / *STRUCTURE* **DARK STAINED MAHOGANY**







## User-friendly

Affidabilità e funzionalità "user-friendly", si percepiscono nella fluidità dei movimenti, nell'accuratezza degli assemblaggi, nel sapiente accostamento di materiali tecnologici a materiali naturali.

Reliability and "user-friendly" functionality can be seen in the smooth movement, precision assembly, and skillful blending of technological and natural materials.

Надежность и удобная функциональность чувствуется в плавности движений, в аккуратности монтажа, в умелом сочетании технологических и натуральных материалов.

PORTA BATTENTE / SWING DOOR IANUS  
 STIPITE / JAMB RELIEF  
 STRUTTURA / STRUCTURE 11 BRIGHT ALUMINIUM  
 PANNELLI / PANELS SG STOP SOL GREY  
 INSERTI MANIGLIA / HANDLE INSERT C2 P.3 CAT. "SUEDE" 719



PORTA BATTENTE DOPPIA / DOUBLE SWING DOOR IANUS  
STIPITE / JAMB **FILMORO**  
STRUTTURA / STRUCTURE **11 BRIGHT ALUMINIUM**  
PANNELLI / PANELS **CP GLOSSY LACQUERED TEMPERED CANAPA GLASS**  
INSERTI MANIGLIA / HANDLE INSERT **C4 P.3 SUEDE CAT. "SUEDE" 311**



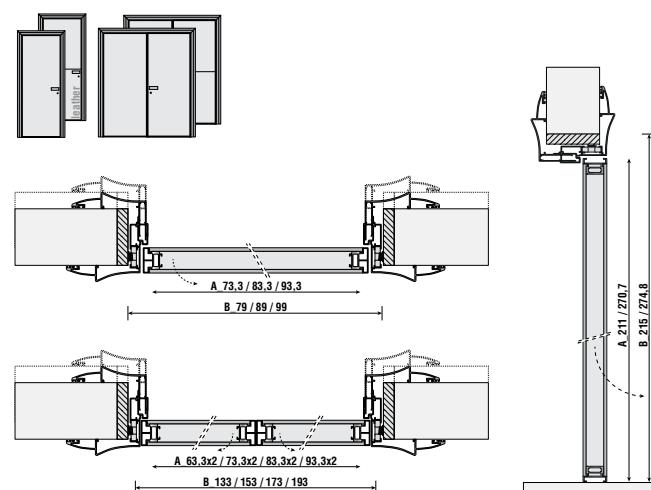
PORTA BATTENTE / SWING DOOR IANUS  
STIPITE / JAMB FILOMURO  
STRUTTURA / STRUCTURE 12 BRIGHT ELECTROCOLOUR DARK BROWN ALUMINIUM  
PANNELLI / PANEL SSS STOP SOL BRONZE  
INSERTI MANIGLIA / HANDLE INSERT OB WHITE ONYX



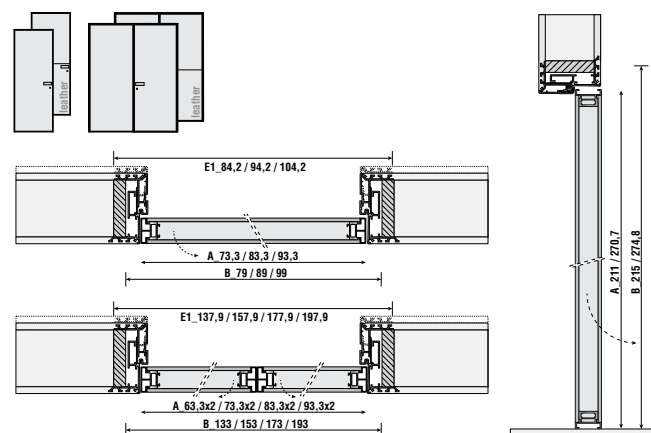
# Porta battente / Swing door




Porta battente con stipite Relief / Swing door with Relief jamb



Porta battente con stipite Filomuro / Swing door with Filomuro jamb



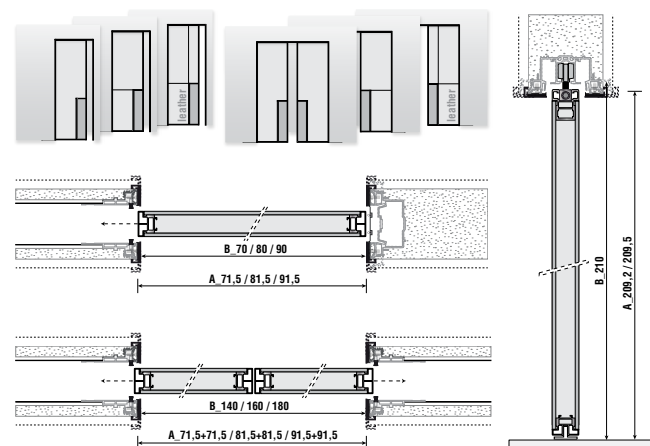
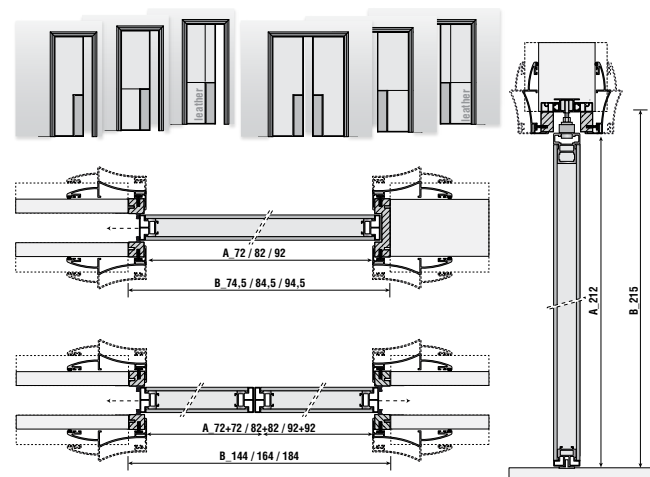
# Porta scorrevole a scomparsa / Pocket sliding door



Porta scorrevole a scomparsa con stipite Relief / Pocket sliding door with Relief jamb



Porta scorrevole a scomparsa con stipite Free / Pocket sliding door with Free jamb








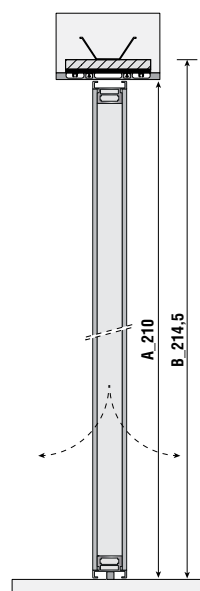
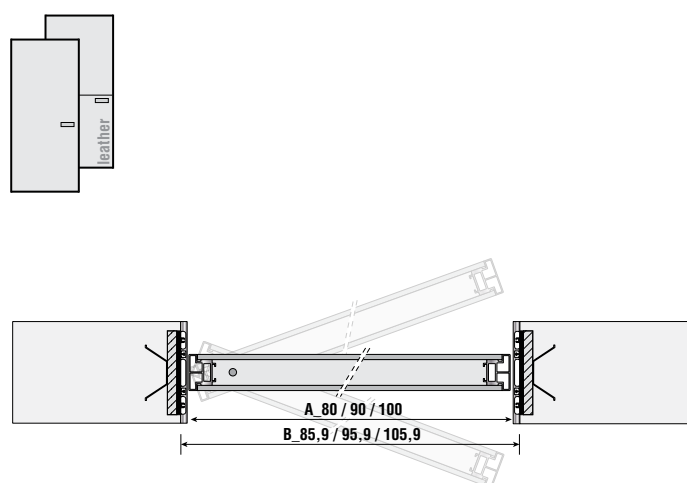


MODULI SCORREVOLI A SCOMPARSA / POCKET SLIDING PANELS IANUS + BOISERIE ENDLESS  
STRUTTURA / STRUCTURE OC BRIGHT GOLD ALUMINIUM  
PANNELLI / PANELS C4 P.3 CAT. "SUEDE" 311  
INSERTI MANIGLIA / HANDLE INSERT FR FRAPPUCCINO MARBLE

# Porta bidirezionale / Bi-directional door



Porta battente bi-direzionale / Bi-directional swing door





IANUS






PORTA BATTENTE BIDIREZIONALE / *BI-DIRECTIONAL SWING DOOR* IANUS  
STRUTTURA / *STRUCTURE* 11 BRIGHT ALUMINIUM  
PANNELLI / *PANELS* TT GLOSSY LACQUERED TEMPERED TURTLE DOVE GLASS  
INSERTI MANIGLIA / *HANDLE INSERT* C4 P.3 SUEDE CAT. "SUEDE" 311



PORTA BATTENTE BIDIREZIONALE / *BI-DIRECTIONAL SWING DOOR* IANUS + BOISERIE ENDLESS  
STRUTTURA / *STRUCTURE* M1 BRIGHT ALUMINIUM  
PANNELLI / *PANELS* F1 "CRISTAL RAIN" SMOKY MIRROR  
INSERTI MANIGLIA / *HANDLE INSERT* CG CALACATTA GOLD MARBLE


# Finiture lanus / lanus sample finishes

## Struttura e stipse in alluminio / Aluminium structure and jamb



<b>PL PLATINO OPACO</b> PL Matt platinum	<b>BR BRONZO SATINATO OPACO</b> BR Matt Satined Bronze	<b>CH ORO CHAMPAGNE BRILLANTE</b> CH Champagne bright gold	<b>OC ORO BRILLANTE</b> OC Bright gold	<b>I2 ELETTROCOLORE MORO BRILLANTE</b> I2 Bright electrocolour dark brown	<b>I1 ALLUMINIO BRILLANTE</b> I1 Bright aluminium	<b>GB BIANCO LUCIDO</b> GB Glossy white	<b>AN ELETTROCOLORE NERO OPACO</b> AN Matt electrocolour black	<b>AM ELETTROCOLORE MORO OPACO</b> AM Matt electrocolour dark brown
---	---	---	---	--	--	--	---	--

## Pannelli in vetro riflettente / Panels with reflective glass




<b>SS STOP SOL BRONZO</b> SS Stop Sol bronze	<b>SG STOP SOL GREY</b> SG Stop Sol grey
---	---

## Pannelli in vetro trasparente / Panels with transparent glass




<b>FD DARK FUMÉ TEMPERATO</b> FD Tempered Dark smoky
---

## Pannelli in specchio decorato / Panels with decorated mirrors




<b>Z1 CRISTAL RAIN BRONZO</b> Z1 Cristal rain bronze	<b>F1 CRISTAL RAIN FUMÉ</b> F1 Cristal rain smoky
---	--

## Pannelli in specchio / Panels with mirrors




<b>SP SPECCHIO NATURALE</b> SP Mirror	<b>SB SPECCHIO BRONZO</b> SB Bronze mirror	<b>FU SPECCHIO FUMÉ</b> FU Smoky mirror	<b>AA SPECCHIO ACIDATO BRONZO</b> AA Frosted bronze mirror	<b>AF SPECCHIO ACIDATO FUMÉ</b> AF Frosted smoky mirror
--	---	--	---	--

## Pannelli in vetro verniciato decorato "Cristal Rain" / Panels with "Cristal Rain" decorated lacquered glass



<b>D1 BIANCO</b> D1 White	<b>D5 CANAPA</b> D5 Canapa	<b>D3 CORDA</b> D3 Rope	<b>D8 TORTORA</b> D8 Turtle dove	<b>D9 CAFFÈ</b> D9 Coffee	<b>D4 MOKA</b> D4 Moka	<b>DN PRUGNA</b> DN Prune	<b>D7 GRIGIO CEMENTO</b> D7 Cement grey	<b>D1 GRIGIO PIOMBO</b> D1 Lead grey	<b>DQ GRANITO</b> DQ Granite	<b>D6 GRIGIO ARDESIA</b> D6 Slate grey	<b>DH BLU NOTTE</b> DH Night blue	<b>D2 NERO</b> D2 Black
------------------------------	-------------------------------	----------------------------	-------------------------------------	------------------------------	---------------------------	------------------------------	--	---	---------------------------------	---	--------------------------------------	----------------------------

## Pannelli e inserti maniglia in vetro temperato verniciato lucido / Panels and handle insert with glossy lacquered tempered glass




<b>BL BIANCO</b> BL White	<b>CP CANAPA</b> CP Canapa	<b>OY CORDA</b> OY Rope	<b>TT TORTORA</b> TT Turtle dove	<b>FF CAFFÈ</b> FF Coffee	<b>MK MOKA</b> MK Moka	<b>PR PRUGNA</b> PR Prune	<b>GC GRIGIO CEMENTO</b> GC Cement grey	<b>GP GRIGIO PIOMBO</b> GP Lead grey	<b>GN GRANITO</b> GN Granite	<b>GA GRIGIO ARDESIA</b> GA Slate grey	<b>NI BLU NOTTE</b> NI Night blue	<b>NL NERO</b> NL Black
------------------------------	-------------------------------	----------------------------	-------------------------------------	------------------------------	---------------------------	------------------------------	--	---	---------------------------------	---	--------------------------------------	----------------------------



...a richiesta dal campionario pelli Loveluxe


...on request from Loveluxe leather sample box

Pannelli e inserti maniglia in camoscio cat. "Suede Cocco" / Panels and handle insert with suede cat. "Suede Cocco"




<b>O1 P.9 SUEDE</b> COCCO CIPRIA 2120 O1 P.9 Suede Cocco powder 2120	<b>O2 P.9 SUEDE</b> COCCO TORTORA 2311 O2 P.9 Suede Cocco turtle dove 2311	<b>O3 P.9 SUEDE</b> COCCO TESTA DI MORO 23085 O3 P.9 Suede Cocco dark brown 23085
---	---	--

Pannelli e inserti maniglia in pelle lucida cat. "Supreme" / Panels and handle insert with glossy leather cat. "Supreme"



<b>S1 P.6 SUPREME</b> LATTE 1015 S1 P.6 Supreme milk 1015	<b>S2 P.6 SUPREME</b> SABBIA 1013 S2 P.6 Supreme sand 1013	<b>S3 P.6 SUPREME</b> SUGHERO 1010 S3 P.6 Supreme Cork 1010	<b>S4 P.6 SUPREME</b> MOGANO 1001 S4 P.6 Supreme mahogany 1001	<b>S5 P.6 SUPREME</b> CASTAGNO 1002 S5 P.6 Supreme chestnut 1002	<b>S6 P.6 SUPREME</b> MORO 1004 S6 P.6 Supreme dark brown 1004
--	---	--	---	---	---

Pannelli e inserti maniglia in pelle opaca cat. "Lusso" / Panels and handle insert with matt leather cat. "Lusso"



<b>P1 P.3 LUSO</b> BIANCO 02 P1 P.3 Lusso white 02	<b>P4 P.3 LUSO</b> DESERT 03 P4 P.3 Lusso desert 03	<b>P3 P.3 LUSO</b> MARRONE 08 P3 P.3 Lusso brown 08	<b>P2 LUSO</b> NERO 11 P2 P.3 Lusso black 11
---	--	--	---

Pannelli e inserti maniglia camoscio cat. "Suede" / Panels and handle insert with suede cat. "Suede"




<b>C3 P.3 SUEDE</b> CIPRIA 120 C3 P.3 Suede powder 120	<b>C6 P.3 SUEDE</b> SABBIA 0111 C6 P.3 Suede sand 0111	<b>C4 P.3 SUEDE</b> TORTORA 311 C4 P.3 Suede turtle dove 311	<b>C5 P.3 SUEDE</b> TESTA DI MORO 3085 C5 P.3 Suede dark brown 3085	<b>C8 P.3 SUEDE</b> GRIGIO GHIACCIO 08085 C8 P.3 Suede ice grey 08085	<b>C7 P.3 SUEDE</b> GRIGIO 1011 C7 P.3 Suede grey 1011	<b>RG P.3 SUEDE</b> ROYAL GREY 08051 RG P.3 Suede Royal Grey 08051	<b>C9 P.3 SUEDE</b> BLU 714 C9 P.3 Suede blue 714	<b>C1 P.3 SUEDE</b> NERO 811 C1 P.3 Suede black 811	<b>C2 P.3 SUEDE</b> AZZURRO 719 C2 P.3 Suede light blue 719
---	---	---	---	---	---	--	--	--	--

# Maniglia lanus / lanus handle




Serratura magnetica. Chiusura semplice, con nottolino o con chiave / Magnetic lock. Simple closure, with latch or key.

Finitura struttura maniglia / Handle structure finish



**PL PLATINO OPACO**  
PL Matt platinum




**BR BRONZO SATINATO OPACO**  
BR Matt Satined Bronze



**CH ORO CHAMPAGNE BRILLANTE**  
CH Champagne bright gold



**OC ORO BRILLANTE**  
OC Bright gold



**I2 ELETTROCOLORE MORO BRILLANTE**  
I2 Bright electrocolour dark brown




**AN ELETTROCOLORE NERO OPACO**  
AN Matt electrocolour black



**AT CROMATA NATURALE**  
AT Natural chrome



**GB BIANCO LUCIDO**  
GB Glossy white

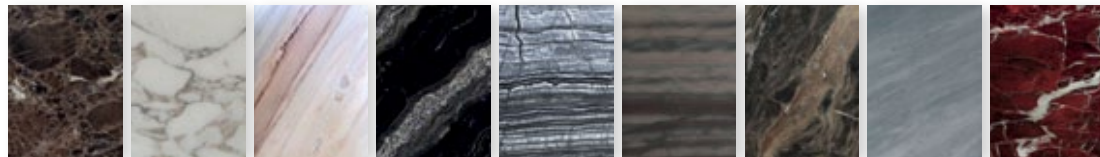


**AM ELETTROCOLORE MORO OPACO**  
AM Matt electrocolour dark brown

# Inserti speciali maniglia / Special handle inserts

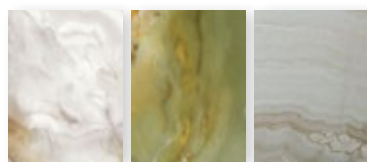
Gli inserti possono essere nella medesima finitura dell'anta o nelle sottoelencate finiture speciali / Inserts can be in the same finish of the panel or as per the special finishes listed below

## Inserto marmo / Marble insert



<b>EK EMPERADOR DARK</b> EK Emperador Dark	<b>CG CALACATTA GOLD</b> CG Calacatta Gold	<b>PN PALISSANDRO ONICIATO</b> PN Shale rosewood marble	<b>PB AGATHA BLACK</b> PB Agatha Black	<b>SW SILVER WAVE</b> SW Silver Wave	<b>ED ELEGANT BROWN</b> ED Elegant Brown	<b>FR FRAPPUCCINO</b> FR Frappuccino	<b>BA BARDIGLIO NUVOLATO</b> BA Bardiglio Nuvolato	<b>RV ROSSO LEVANTO</b> RV Rosso Levanto
---	---	--	---	---	---	---	---	---

## Inserto onice / Onyx insert




<b>OB ONICE BIANCO</b> OB White onyx	<b>OV ONICE VERDE</b> OV Green onyx	<b>OI ONICE AVORIO</b> OI Ivory onyx
---	--	---

## Inserti in pelle cat. "Cocco Deluxe" e "Cocco Special" / Insert in leather cat. "Cocco Deluxe" and "Cocco Special"



<b>K1 P.18 COCCO DELUXE AVORIO 848</b> K1 P.18 Cocco Deluxe ivory 848	<b>K2 P.18 COCCO DELUXE TESTA DI MORO 748</b> K2 P.18 Cocco Deluxe Dark Brown 748	<b>K3 P.18 COCCO DELUXE ANTRACITE 746</b> K3 P.18 Cocco Deluxe Charcoal 746	<b>KS P.15 SPECIAL COCCO 105</b> KS P.15 Special Cocco 105
--	--	--	---

## Inserto in fusione / Fusion insert



<b>OA FUSIONE OTTONE</b> OA Brass fusion	<b>FC FUSIONE ALLUMINIO CROMATO</b> FC Chromed aluminium fusion
---	--



# HEADLINE

## **Personally** *designed*

Headline è una collezione di porte nata per superare i limiti comunemente imposti dalla produzione seriale. Non è un prodotto di massa ed è molto vicino all'edizione limitata, una linea di alta gamma rivolta ad un pubblico aggiornato e consapevole, in grado di leggere la cura artigianale dei dettagli tipica del "Made in Italy" e, soprattutto, capace di "scegliere". Il vero protagonista è dunque l'acquirente, cioè colui che attingendo alla ricca gamma di possibilità offerte dalla combinazione tra decori esclusivi, essenze pregiate ed altri materiali quali acciaio e vetri, diventa parte attiva nel processo creativo che porterà alla definizione di un suo stile unico e individuale: "Personally designed".

Headline is a collection of doors designed to overcome the limitations imposed by mass production. Far from an 'assembly line' product, this collection is much closer to a limited edition, a top-of-the-line serie for the savvy client who appreciates the craftsmanship and detailing typical of "made in Italy" products, and above all, capable of making choices. The client, rather than the product, is at the center of this collection: selecting from the wide range of choices offered by the exclusive decorations, the valuable woods, and other materials such as steel and glass. The client actively participates in the creative process, leading to the definition of a unique and personal style: "Personally designed".

Коллекция дверей Headline создана, чтобы обойти ограничения, обычно накладываемые серийным производством. Это не массовая продукция, она скорее ближе к продукции ограниченного тиража. Эта коллекция высокого уровня была задумана для современных людей, умеющих ценить свойственные итальянскому производству высокое качество и аккуратность обработки деталей и, самое главное, умеющих «выбирать». Таким образом, главным действующим лицом становится покупатель, который, выбирая из богатейшего ассортимента возможных комбинаций эксклюзивных декоративных деталей, ценных пород дерева и других материалов, таких как сталь и стекло, сам принимает активное участие в творческом процессе, результатом которого становится создание своего собственного и неповторимого стиля «Personally designed».



MODULI SCORREVOLI / *SLIDING PANELS* **HEADLINE**  
STRUTTURA / *STRUCTURE* **BR MATT SATINED BRONZE**  
PANNELLI / *PANELS* **WX WELTON BRONZE MIRROR**  
FASCIA / *STRIFE* **AD MATT SATINED BRONZE STEEL**  
BOISERIE ENDLESS / *ENDLESS BOISERIE* **T1 P.9 CAT. "SUEDE TRECCIA" 1120**



MODULI SCORREVOLI / *SLIDING PANELS HEADLINE*  
STRUTTURA / *STRUCTURE PL MATT PLATINUM ALUMINIUM*  
PANNELLI / *PANELS 01 GLOSSY LACQUERED TEMPERED ROPE GLASS*  
FASCIA / *STRIPE P.22 MONROVIA 03 (LOVELUXE)*







MODULI SCORREVOLI / SLIDING PANELS HEADLINE  
STRUTTURA / STRUCTURE **PL MATT PLATINUM ALUMINIUM**  
PANNELLI / PANELS **01 GLOSSY LACQUERED TEMPERED ROPE GLASS**  
FASCIA / STRIPE **T2 P.9 CAT. "SUEDE TECCIA" 1311 AND P.22 HEXAGON 30 (LOVELUXE)**

## Bespoke *to you*

"Bespoke to you" esprime la possibilità, offerta all'acquirente dalla collezione Headline, di combinare, secondo la propria sensibilità e il proprio gusto, materiali particolari ed esclusivi che rendono la porta un elemento protagonista dell'arredamento.

"Bespoke to you" refers to the opportunity for buyers of the Headline collection to express their own personal taste and skill in combining the special, exclusive materials which cast the door in a starring role in home interior design.

«Изготовление по индивидуальному заказу». Коллекция Headline предоставляет своим покупателям возможность комбинировать по собственному вкусу необычные и эксклюзивные материалы, благодаря которым дверь становится важнейшим элементом интерьера.





HEADLINE

MODULI SCORREVOLI / *SLIDING PANELS HEADLINE*  
STRUTTURA / *STRUCTURE AN MATT ELECTROCOLOUR BLACK*  
PANNELLI / *PANELS NL GLOSSY LACQUERED TEMPERED BLACK GLASS*  
FASCIA / *STRIPE P.22 MONROVIA 01 AND P.22 HEXAGON 10 (LOVELUXE)*

DOORS WEAR  
LORO PIANA  
INTERIORS

## Loro Piana Interiors® *insert*

Per rendere unica la propria casa, oltre i divani e i complementi Loveluxe anche le porte Alluminium Chic vestono i tessuti Loro Piana Interiors®. Cashmere e pregiate lane merinos si fondono con lino o seta, creando rivestimenti ideali per la realizzazione di decori. La caratteristica fascia centrale, che determina lo stile Headline, diventa così un esclusivo dettaglio che conferisce originalità e ricchezza alla porta. I tessuti sono declinati in diverse texture, tinta unita o rigati, i colori scelti consentono di coordinare la superficie liscia del vetro con il velour dell'elegante inserto.

The Made in Italy industry is strictly correlated with Tailor Made and Made to Order products and for this reason the new collection has a wide range of the most exclusive materials. As if they were in an atelier, Loveluxe collection complements wear exclusive fabrics from Loro Piana Interiors: the best cashmere and merinos wool are combined with linen and silk. These light-weight, warm and enveloping fabrics are made of noble fibres and fine materials purchased in the countries of origin, and then processed in Italy with rigorous supervision of every production phase.

Для придания дому уникальности, кроме диванов и аксессуаров Loveluxe, двери Alluminium Chic тоже облачаются в ткани Loro Piana Interiors®. Кашемир и ценная шерсть мериноса сливаются со льном или шелком, создавая идеальные покрытия для реализации декора. Характерная центральная полоса, определяющая стиль Headline, становится эксклюзивной деталью, которая придает двери оригинальность и пышность. Используются ткани с различной текстурой, однотонные или в полоску, а выбранные цвета позволяют гармонично сочетать гладкую поверхность стекла с бархатистостью эlegantной вставки.



MODULI SCORREVOLI / *SLIDING PANELS* HEADLINE  
STRUTTURA / *STRUCTURE* PL MATT PLATINUM ALUMINIUM  
PANNELLI / *PANELS* 01 GLOSSY LACQUERED TEMPERED ROPE GLASS  
FASCIA / *STRIPES* WS CASHMERE LORO PIANA INTERIORS LADAKH 01 AND WS CASHMERE LORO PIANA INTERIORS DANDY 101 (LOVELUXE)









MODULI SCORREVOLI / *SLIDING PANELS* **HEADLINE**  
STRUTTURA / *STRUCTURE* **AM MATT ELECTROCOLOUR DARK BROWN ALUMINIUM**  
PANNELLI / *PANELS* **FF GLOSSY LACQUERED TEMPERED COFFEE GLASS**  
FASCIA / *STRIPES* **WS CASHMERE LORO PIANA INTERIORS DANDY 102 (LOVELUXE)**

## More and more *colors*

Il vetro rappresenta un materiale assolutamente unico nell'ambito delle porte per interni ed, abbinato a diversi materiali come per esempio il cashmere testa di moro con il vetro temperato color caffè, può creare giochi e stili differenti per ogni gusto. La particolarità dei vetri laccati è la loro capacità di amplificare la sensazione spaziale degli interni, creando un esclusivo effetto di profondità grazie alla superficie riflettente. I vetri laccati sono disponibili in finitura lucida e opaca in 13 tinte differenti.

Glass is an absolutely unique material for interior doors and, combined with various material such as dark brown cashmere and coffee colour tempered glass, can create different effects and styles designed to meet every taste. The main feature of lacquered glass is amplifying the spatial sensation of interiors, creating an exclusive effect of depth as the result of the reflective surface. Lacquered glass is available in both glossy and matt finishes in 13 different shades.

Стекло представляет собой абсолютно уникальный материал в сфере межкомнатных дверей, который в различных сочетаниях, как, например, темно-коричневый кашемир и закаленное стекло кофейного цвета, позволяет создавать разнообразные эффекты и стили на любой вкус. Особенность лакированного стекла заключается в его способности визуально расширять пространство интерьера, создавая уникальный эффект глубины благодаря отражающей поверхности. Лакированное стекло предлагается с глянцевой и матовой отделкой в 13 цветовых вариантах.

MODULI SCORREVOLI / *SLIDING PANELS* HEADLINE  
STRUTTURA / *STRUCTURE* AM MATT ELECTROCOLOUR DARK BROWN ALUMINIUM  
PANNELLI / *PANELS* FF GLOSSY LACQUERED TEMPERED COFFEE GLASS  
FASCIA / *STRIPES* WS CASHMERE LORO PIANA INTERIORS LADAKH 03 (LOVELUXE)



HEADLINE



MODULI SCORREVOLI / SLIDING PANELS HEADLINE  
STRUTTURA / STRUCTURE **AM MATT ELECTROCOLOUR DARK BROWN ALUMINIUM**  
PANNELLI / PANELS **L4 ECOWOOD EBONY + SS STOP SOL BRONZE**  
FASCIA / STRIPE **AD MATT SATINED BRONZE STEEL**









MODULI SCORREVOLI / *SLIDING PANELS* HEADLINE  
STRUTTURA / *STRUCTURE* AM MATT ELECTROCOLOUR DARK BROWN ALUMINIUM  
PANNELLI / *PANELS* K2 P.18 CAT. "COCCO DELUXE" 748 + SS STOP SOL BRONZE  
RASCIA / *STRIFE* AD MATT SATINED BRONZE STEEL





HEADLINE





MODULI SCORREVOLI / SLIDING PANELS HEADLINE  
STRUTTURA / STRUCTURE AL NATURAL ALUMINIUM  
PANNELLI / PANELS BL GLOSSY LACQUERED TEMPERED WHITE GLASS  
FASCIA / STRIPE C4 P.3 CAT. "SUEDE" 311

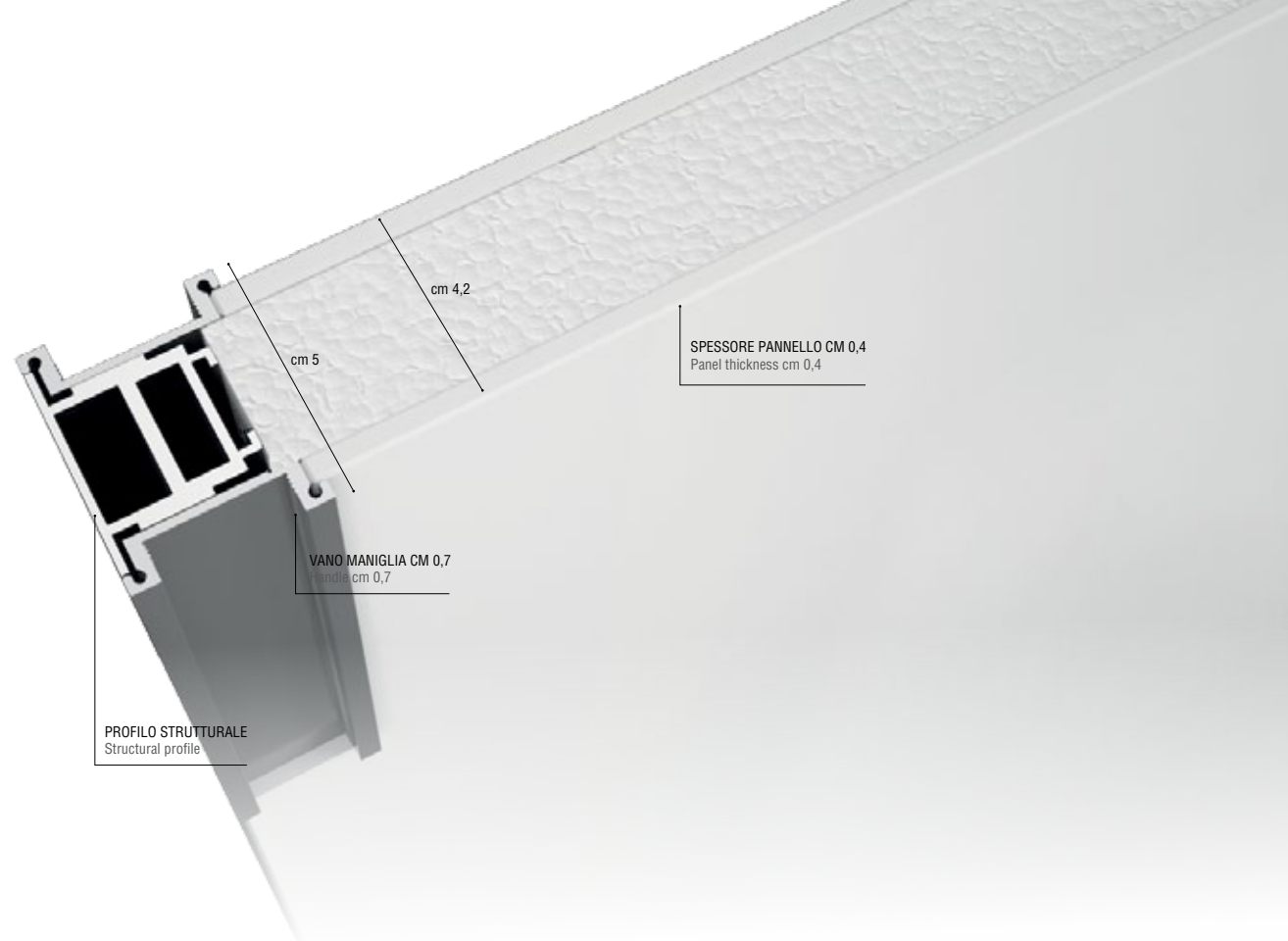





MODULI SCORREVOLI / *SLIDING PANELS* **HEADLINE**  
STRUTTURA / *STRUCTURE* **AL NATURAL ALUMINIUM**  
PANNELLI / *PANELS* **ON FROSTED NEUTRAL**







HEADLINE







MODULI SCORREVOLI / SLIDING PANELS HEADLINE  
STRUTTURA / STRUCTURE AM MATT ELECTROCOLOUR DARK BROWN ALUMINIUM  
PANNELLI / PANELS AB "VIENNA" BRONZE MIRROR  
FASCIA / STRIPE AA FROSTED BRONZE MIRROR



## Vienna *design*

Il decoro, espressamente disegnato per Headline, è ottenuto con la parziale satinatura del vetro. È disponibile nella versione Specchio Bronzo e Fumè oppure nei colori: bianco, canapa, corda, tortora, caffè, moka, grigio cemento, grigio ardesia, nero...ecc.

The decorative detail, especially designed for Headline, is obtained by partial frosting of the glass. It is available in versions Bronze Mirror and Smoky or in the following colours: white, canapa, rope, turtle dove, coffee, moka, cement grey, slate grey, black...

Декор, созданный специально для системы Headline, получен путем частичного сатинирования стекла. Возможные варианты: бронзовое и дымчатое зеркало или следующие цвета: белый, конопляный, холщовый, серо-бежевый, кофе, мокко, серый цемент, синевато-серый, черный...

MODULI SCORREVOLI / *SLIDING PANELS HEADLINE*  
STRUTTURA / *STRUCTURE AM MATT ELECTROCOLOUR DARK BROWN ALUMINIUM*  
PANNELLI / *PANELS SS STOP SOL BRONZE*  
FASCIA / *STRIPE AB "VIENNA" BRONZE MIRROR*









HEADLINE

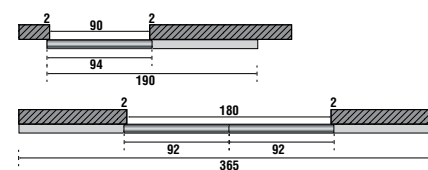
MODULI SCORREVOLI / *SLIDING PANELS* **HEADLINE**  
STRUTTURA / *STRUCTURE* **AN MATT ELECTROCOLOUR BLACK ALUMINIUM**  
PANNELLI / *PANELS* **V2 BLACK "VIENNA"**  
FASCIA / *STRIP* **NL GLOSSY LACQUERED TEMPERED BLACK GLASS**

# Sistemi di scorrimento / Sliding systems

Travi di scorrimento a soffitto con mascherina 1 via  
One way ceiling sliding rails with visible closing cover



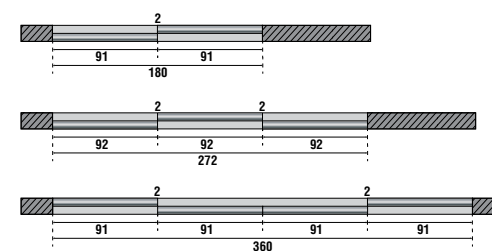
Travi di scorrimento ad incasso a soffitto a 1 via  
One way ceiling built-in sliding rails



Travi di scorrimento a soffitto con mascherina 2 vie  
Two way ceiling sliding rails with visible closing cover



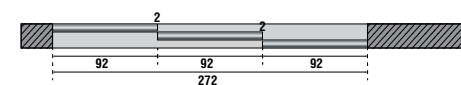
Travi di scorrimento ad incasso a soffitto a 2 vie  
Two way ceiling built-in sliding rails



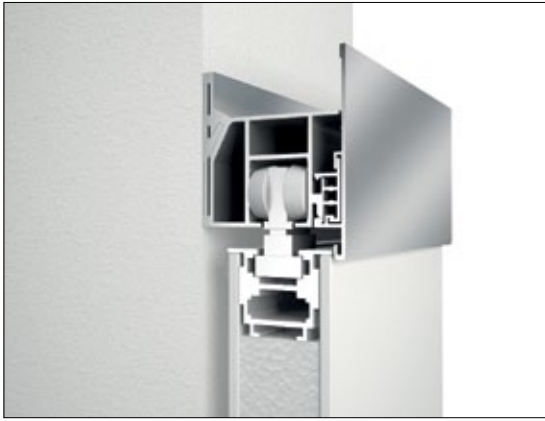
Travi di scorrimento a soffitto con mascherina 3 vie  
Three way ceiling sliding rails with visible closing cover



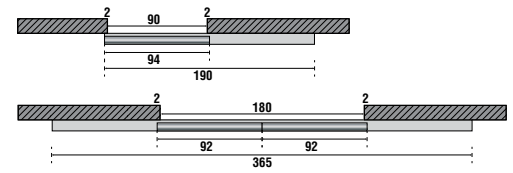
Travi di scorrimento ad incasso a soffitto a 3 vie  
Three way ceiling built-in sliding rails




Travi di scorrimento a parete con mascherina 1 via  
One way wall sliding rails with visible closing cover



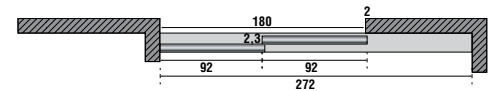
Travi di scorrimento a parete ad incasso 1 via  
One way wall built-in sliding rails



Travi di scorrimento a parete con mascherina 2 vie  
Two way wall sliding rails with visible closing cover



Travi di scorrimento a parete ad incasso 2 vie  
Two way wall built-in sliding rails







## **Art** *design*

Le forme sporgendo dal piano di fondo si identificano in un tradizionale bassorilievo, espressione di arte, cultura e classicità. Realizzazione eseguita artigianalmente in gesso.

The figures that protrude from the bottom are inspired by traditional bas-relief, an expression of art, culture and classicism. Hand crafted plaster.

Формы, выступающие над плоскостью фона, уподобляются обычному барельефу, выражению искусства, культуры и классического стиля. Ручная работа с использованием гипса.

MODULI SCORREVOLI / *SLIDING PANELS HEADLINE*  
STRUTTURA / *STRUCTURE ON MATT LACQUERED WHITE ALUMINIUM*  
PANNELLI / *PANELS ON MATT LACQUERED TEMPERED WHITE GLASS*  
FASCIA / *STRIPE AG ART WHITE*









PORTA BATTENTE / SWING DOOR HEADLINE

STIPITE / JAMB BASIC

STRUTTURA / STRUCTURE PL MATT PLATINUM ALUMINIUM

PANNELLI / PANELS CP GLOSSY LACQUERED TEMPERED CANAPA GLASS

FASCIA / STRIPE T1 P.9 CAT. "SUEDE TRECCIA" 1120

CUSTOM  
MADE  
FOR YOU







PORTA BATTENTE / SWING DOOR HEADLINE  
STIPISTE / JAMB MINI  
STRUTTURA / STRUCTURE STRUTTURA / STRUCTURE BR MATT SATINED BRONZE  
PANNELLI / PANELS TO MATT LACQUERED TEMPERED TURTLE DOVE GLASS  
FASCIA / STRIPE WS CASHMERE LORO PIANA INTERIORS DANDY 103 (LOVELUXE)



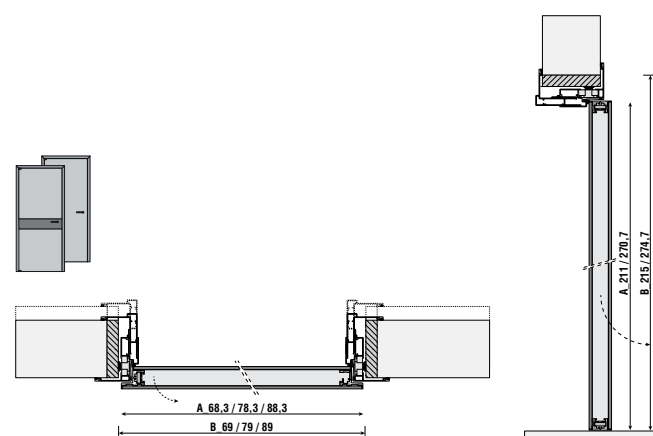


PORTA BATTENTE / SWING DOOR HEADLINE  
STIPITE / JAMB MINI  
STRUTTURA / STRUCTURE AM MATT ELECTROCOLOUR DARK BROWN ALUMINIUM  
PANNELLI / PANELS AB "VIENNA" BRONZE MIRROR

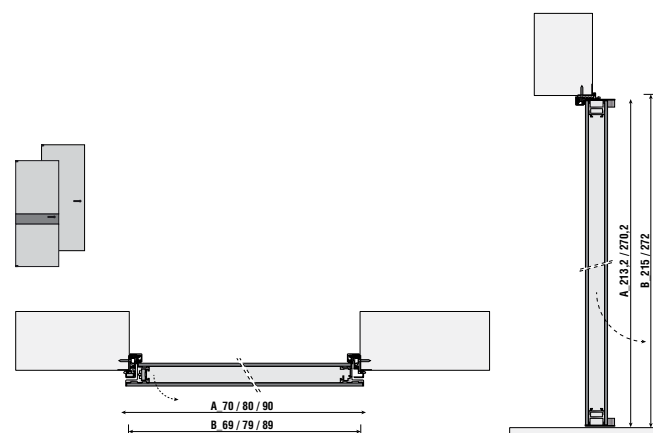
# Porta battente / Swing door



Porta battente con stipite Basic / Swing door with Basic jamb



Porta battente con stipite Mini / Swing door with Mini jamb



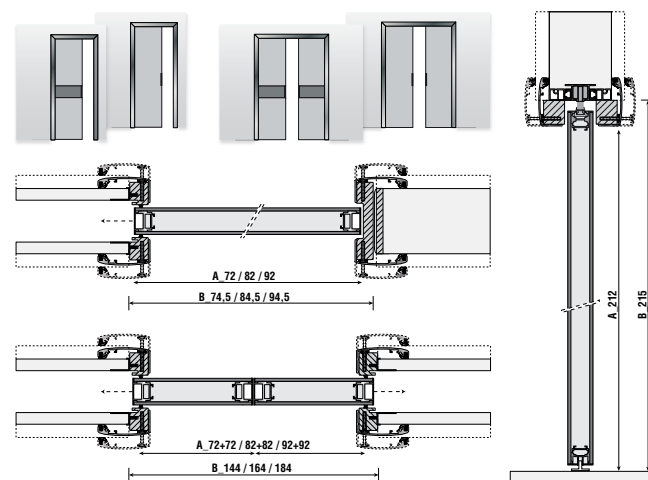
A\_Modulo / Panel - B\_Luce netta falsotelaio / Subframe measurement



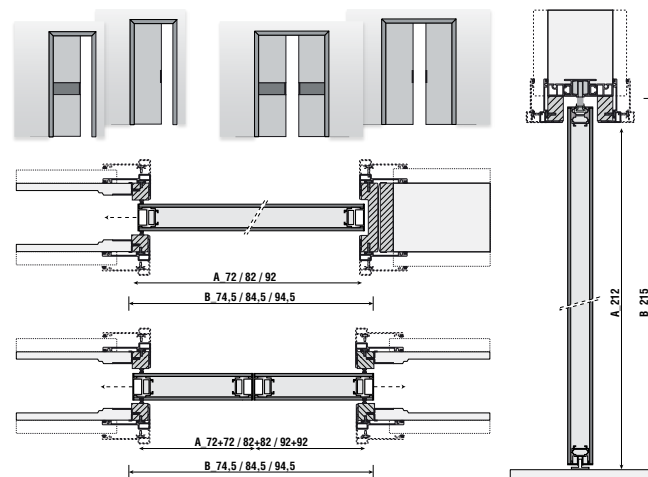
# Porta scorrevole a scomparsa / Pocket sliding door



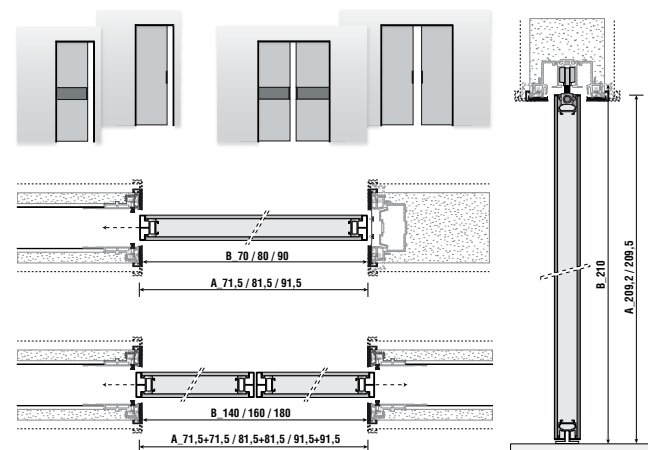
Porta scorrevole a scomparsa con stipite tondo / Pocket sliding door with round jamb



Porta scorrevole a scomparsa con stipite piatto / Pocket sliding door with flat jamb



Porta scorrevole a scomparsa con stipite Free / Pocket sliding door with Free jamb



HEADLINE



PORTA BATTENTE / SWING DOOR HEADLINE  
STIPITE / JAMB MINI  
STRUTTURA / STRUCTURE AM MATT ELECTROCOLOUR DARK BROWN ALUMINIUM  
PANNELLI / PANELS L4 ECOWOOD EBONY  
FASCIA / STRIPE C4 P.3 CAT. "SUEDE" 311



## Limited *edition*

La porta battente, priva di stipiti visibili, disegna nitide campiture sulla parete, senza turbarne la continuità della superficie. La porta battente o i pannelli scorrevoli diventano protagonisti nei progetti dell'habitat contemporaneo.

The swing door, with no visible jambs, traces sharp outlines on the wall without disrupting its surface continuity. The traditional door or sliding panels take center stage in modern living projects.

Распашная дверь без видимых элементов дверной коробки рисует на стене четкие линии, не нарушая целостности поверхности. Распашная дверь или раздвижные панели становятся главными действующими лицами проектов современного интерьера.

# Maniglia Headline / Headline handle



Chiusura semplice, con nottolino o con chiave / Simple closure, with latch or key.


Finitura struttura maniglia / Handle structure finish




AC ACCIAIO LUCIDO  
AC Bright steel



Chiusura semplice, con nottolino o con chiave / Simple closure, with latch or key.




BR COL.BRONZO SATINATO OPACO  
BR Matt Satined Bronze colour



PL COL.PLATINO OPACO  
PL Matt platinum colour




AL COL.ALLUMINIO  
AL Aluminium colour



AM COL.MORO  
AM Dark brown colour

# Finiture Headline / Headline sample finishes

## Struttura e stipite in alluminio / Aluminium structure and jamb



PL PLATINO  
OPACO  
PL Matt platinum

BR BRONZO  
SATINATO OPACO  
BR Matt Satined  
Bronze

AN ELETTROCOLORE  
NERO OPACO  
AN Matt  
electrocolour black

AM ELETTROCOLORE  
MORO OPACO  
AM Matt  
electrocolour dark  
brown

AL ANODIZZATO  
NATURALE  
AL Natural anodised  
aluminium

## Struttura e stipite laccato opaco / Matt lacquered structure and jambs



ON BIANCO  
ON White

OP CANAPA  
OP Canapa

OD CORDA  
OD Rope

OU TORTORA  
OU Turtle dove

OF CAFFÈ  
OF Coffee

OM MOKA  
OM Moka

OQ PRUGNA  
OQ Prune

OG GRIGIO  
CEMENTO  
OG Cement grey

OJ GRIGIO  
PIOMBO  
OJ Lead grey


OR GRANITO  
OR Granite

OS GRIGIO  
ARDESIA  
OS Slate grey

OH BLU NOTTE  
OH Night blue

OE NERO  
OE Black

## Pannello e fascia in vetro temperato verniciato lucido / Panels and stripe with glossy lacquered tempered glass



BL BIANCO  
BL White

CP CANAPA  
CP Canapa

OY CORDA  
OY Rope

TT TORTORA  
TT Turtle dove

FF CAFFÈ  
FF Coffee

MK MOKA  
MK Moka

PR PRUGNA  
PR Prune

GC GRIGIO  
CEMENTO  
GC Cement grey

GP GRIGIO  
PIOMBO  
GP Lead grey

GN GRANITO  
GN Granite

GA GRIGIO  
ARDESIA  
GA Slate grey

NI BLU NOTTE  
NI Night blue

NL NERO  
NL Black

## Pannello e fascia in vetro temperato verniciato opaco / Panels and stripe with matt lacquered tempered glass



BO BIANCO  
BO White

NO CANAPA  
NO Canapa

DO CORDA  
DO Rope

TO TORTORA  
TO Turtle dove

FO CAFFÈ  
FO Coffee

MO MOKA  
MO Moka

EO PRUGNA  
EO Prune

GO GRIGIO  
CEMENTO  
GO Cement grey

IO GRIGIO  
PIOMBO  
IO Lead grey


QO GRANITO  
QO Granite

AO GRIGIO  
ARDESIA  
AO Slate grey

UO BLU NOTTE  
UO Night blue

RO NERO  
RO Black

## Pannello e fascia in vetro verniciato decorato "Vienna" / Panels and stripe with "Vienna" decorated lacquered glass



V1 BIANCO  
V1 White

V7 CANAPA  
V7 Canapa

V0 CORDA  
V0 Rope

V8 TORTORA  
V8 Turtle dove

V8 CAFFÈ  
V8 Coffee

V4 MOKA  
V4 Moka

VC PRUGNA  
VC Prune

V9 GRIGIO  
CEMENTO  
V9 Cement grey

VD GRIGIO  
PIOMBO  
VD Lead grey

VE GRANITO  
VE Granite

VA GRIGIO  
ARDESIA  
VA Slate grey

VG BLU NOTTE  
VG Night blue

V2 NERO  
V2 Black


Pannello e fascia in vetro verniciato decorato "Welton" / Panels and stripe with "Welton" decorated lacquered glass



Pannello e fascia in vetro acidato retroverniciato decoro "Doral" / Panels and stripe with "Doral" frosted back-painted lacquered glass




Pannello e fascia in specchio decorato / Panels and stripe with decorated mirror




Pannello vetro acidato / Panels with frosted glass



Pannello e fascia in specchio / Panels and stripe with mirror



Pannello in vetro riflettente / Panels with reflective glass




Pannello e fascia in legno laccato opaco a poro aperto / Panels and stripe with matt lacquered open pore finish





Pannelli e fascia in essenza legno / Panels and stripe with wooden veneer




L9 SUCUPIRA LUXURY OPACO  
L9 Matt Luxury Sucupira

L4 ECOWOOD EBANO  
L4 EcoWood ebony

L8 ECOWOOD ROVERE MORO  
L8 EcoWood dark brown oak

L1 ECOWOOD NOCE CANALETTO  
L1 EcoWood Canaletto walnut

Pannelli e fascia in pelle cat. "Cocco Deluxe" e "Cocco Special" / Panels and stripe with leather cat. "Cocco Deluxe" and "Cocco Special"




K1 P.18 COCCO DELUXE AVORIO 848  
K1 P.18 Cocco Deluxe ivory 848

K2 P.18 COCCO DELUXE TESTA DI MORO 748  
K2 P.18 Cocco Deluxe Dark Brown 748

K3 P.18 COCCO DELUXE ANTRACITE 746  
K3 P.18 Cocco Deluxe Charcoal 746

KS P.15 SPECIAL COCCO 105  
KS P.15 Special Cocco 105

Pannelli e fascia in pelle lucida cat. "Supreme" / Panels and stripe with glossy leather cat. "Supreme"



S1 P.6 SUPREME LATTE 1015  
S1 P.6 Supreme milk 1015

S2 P.6 SUPREME SABBIA 1013  
S2 P.6 Supreme sand 1013


S3 P.6 SUPREME SUGHERO 1010  
S3 P.6 Supreme Cork 1010

S4 P.6 SUPREME MOGANO 1001  
S4 P.6 Supreme mahogany 1001

S5 P.6 SUPREME CASTAGNO 1002  
S5 P.6 Supreme chestnut 1002

S6 P.6 SUPREME MORO 1004  
S6 P.6 Supreme dark brown 1004

Pannelli e fascia in pelle opaca cat. "Lusso" / Panels and stripe with matt leather cat. "Lusso"



P1 P.3 LUSSO BIANCO 02  
P1 P.3 Lusso white 02

P4 P.3 LUSSO DESERT 03  
P4 P.3 Lusso desert 03

P3 P.3 LUSSO MARRONE 08  
P3 P.3 Lusso brown 08

P2 LUSSO NERO 11  
P2 P.3 Lusso black 11

Pannelli e fascia in camoscio cat. "Suede" / Panels and handle insert with suede cat. "Suede"



C3 P.3 SUEDE CIPRIA 120  
C3 P.3 Suede powder 120

C6 P.3 SUEDE SABBIA 0111  
C6 P.3 Suede sand 0111

C4 P.3 SUEDE TORTORA 311  
C4 P.3 Suede turtle dove 311

C5 P.3 SUEDE TESTA DI MORO 3085  
C5 P.3 Suede dark brown 3085

C8 P.3 SUEDE GRIGIO GHIACCIO 08085  
C8 P.3 Suede ice grey 08085

C7 P.3 SUEDE GRIGIO 1011  
C7 P.3 Suede grey 1011


RG P.3 SUEDE ROYAL GREY 08051  
RG P.3 Suede Royal Grey 08051

C9 P.3 SUEDE BLU 714  
C9 P.3 Suede blue 714

C1 P.3 SUEDE NERO 811  
C1 P.3 Suede black 811

C2 P.3 SUEDE AZZURRO 719  
C2 P.3 Suede light blue 719

Metallo e decoro Art (solo per la fascia centrale) / Metal and Art design (only for central stripe)




AC ACCIAIO LUCIDO  
AC Bright steel

AD ACCIAIO BRONZATO OPACO  
AD Mat bronze steel

AG ART BIANCO GESSO  
AG Art chalk white

...per fascia centrale su richiesta dal  
campionario pelli Loveluxe e cashmere  
Loro Piana Interiors® ...for central stripe  
on request from Loveluxe leather sample  
box and Loro Piana Interiors® cashmere...



... and many more




# SPARK

## **Boundless** *versatility*

Leggerezza e raffinata eleganza sono i tratti comuni nelle soluzioni proposte dal sistema Spark. Le sottili ma robuste strutture in alluminio anodizzato naturale, in elettrocolore moro o rivestite in essenza, contengono vetri stratificati conformi alle norme di sicurezza e temperati con esclusivi decori personalizzati. Spark è disponibile nelle tre tipologie estetiche: 4 riquadri, 2 riquadri e a specchiatura intera.

Lightness and refined elegance are the common features of solutions offered by the Spark system. The thin but sturdy structures in natural anodised aluminium, in electrocolour dark brown or wood veneer, contain tempered laminated glass compliant with safety standards and adorned with exclusive personalised decorations. Spark comes in the following three aesthetic typologies: 4 panes, 2 panes, and full-size glass.

Легкость и изысканная элегантность – общие черты решений, предлагаемых системой Spark. Тонкие, но прочные конструкции из алюминия с натуральной анодированной отделкой, темно-коричневой электроокраской или облицованные деревом, содержат многослойное и закаленное стекло, отвечающее стандартам безопасности и украшенное эксклюзивным персонализированным декором. Система Spark выпускается в трех вариантах: 4 панели, 2 панели и цельное стекло.



MODULI SCORREVOLI / *SLIDING PANELS SPARK*  
STRUTTURA / *STRUCTURE AM MATT ELECTROCOLOUR DARK BROWN ALUMINIUM*  
PANNELLI / *PANELS CA CACAO SATIN GLASS*



SPARK





SPARK

# LIVING INSIDE-OUT



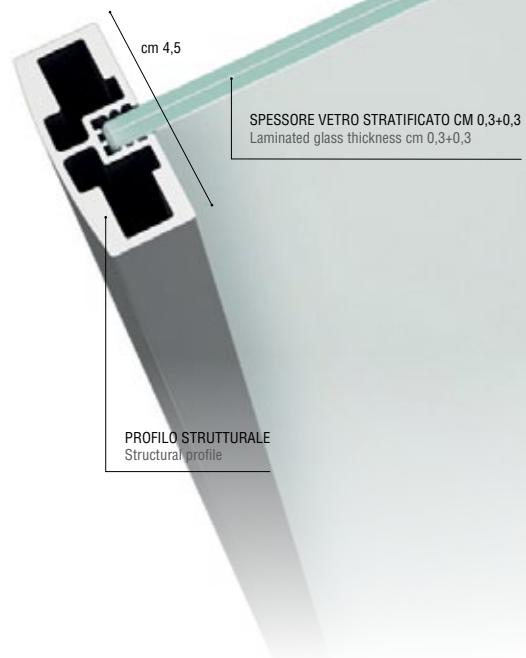


MODULI SCORREVOLI / *SLIDING PANELS* **SPARK**  
STRUTTURA / *STRUCTURE* **I2 BRIGHT ELECTROCOLOUR DARK BROWN ALUMINIUM**  
PANNELLI / *PANELS* **BB NICKEL BLAIZE BRONZE GLASS**

**SPARK**



MODULI SCORREVOLI / *SLIDING PANELS SPARK*  
STRUTTURA / *STRUCTURE AM MATT ELECTROCOLOUR DARK BROWN ALUMINIUM*  
PANNELLI / *PANELS OD SATIN BRONZE*



SPARK





SPARK

MODULI SCORREVOLI / SLIDING PANELS **SPARK**  
STRUTTURA / STRUCTURE **BB MATT SATINED BRONZE**  
PANNELLI / PANELS **EB TOBACCO EXNER BRONZE GLASS**  
BOISERIE ENDLESS / ENDLESS BOISERIE **RG P.3 CAT. "SUEDE" 08051**



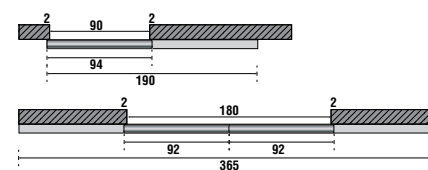


# Sistemi di scorrimento / Sliding systems


Travi di scorrimento a soffitto con mascherina 1 via  
One way ceiling sliding rails with visible closing cover



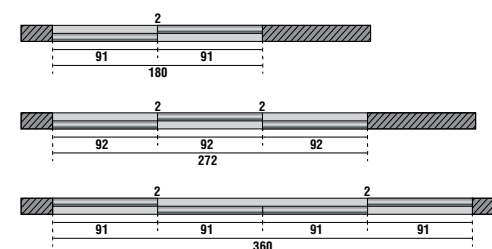

Travi di scorrimento ad incasso a soffitto a 1 via  
One way ceiling built-in sliding rails




Travi di scorrimento a soffitto con mascherina 2 vie  
Two way ceiling sliding rails with visible closing cover



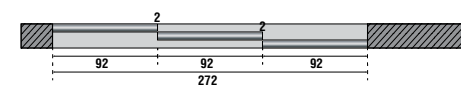

Travi di scorrimento ad incasso a soffitto a 2 vie  
Two way ceiling built-in sliding rails



Travi di scorrimento a soffitto con mascherina 3 vie  
Three way ceiling sliding rails with visible closing cover




Travi di scorrimento ad incasso a soffitto a 3 vie  
Three way ceiling built-in sliding rails

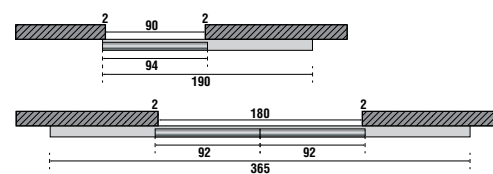





Travi di scorrimento a parete con mascherina 1 via  
One way wall sliding rails with visible closing cover



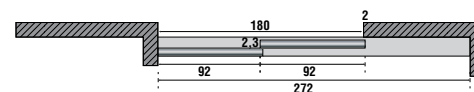

Travi di scorrimento a parete ad incasso 1 via  
One way wall built-in sliding rails



Travi di scorrimento a parete con mascherina 2 vie  
Two way wall sliding rails with visible closing cover



Travi di scorrimento a parete ad incasso 2 vie  
Two way wall built-in sliding rails







SPARK

MODULI SCORREVOLI / *SLIDING PANELS* **SPARK**  
STRUTTURA / *STRUCTURE* **AM MATT ELECTROCOLOUR DARK BROWN ALUMINIUM**  
PANNELLI / *PANELS* **SS STOP SOL BRONZE**





## ECO *Wood*

I profili in alluminio sono rivestiti da un'impiallacciatura di legno multilaminare che garantisce uniformità cromatica costante nel tempo ma soprattutto agisce nel massimo rispetto del territorio: le essenze selezionate e certificate provengono da foreste con gestione a basso impatto ambientale.

Aluminium profiles are veneered in multi-laminate wood that guarantees uniform colour. The veneer will not fade, and is environmentally friendly: the woods come from certified low impact forests.

Алюминиевые профили имеют отделку из многослойного шпона, обеспечивающего не только не изменяющуюся во времени равномерность цвета, но и, прежде всего – максимальную охрану территории, т. к. используются породы дерева из сертифицированных лесов с экологическим управлением.

MODULI SCORREVOLI / *SLIDING PANELS* SPARK  
STRUTTURA / *STRUCTURE* PL MATT PLATINUM ALUMINIUM  
PANNELLI / *PANELS* NL GLOSSY LACQUERED LAMINATED BLACK GLASS

LIVE YOUR  
SPACE



MODULI SCORREVOLI / *SLIDING PANELS* SPARK  
STRUTTURA / *STRUCTURE* AM MATT ELECTROCOLOUR DARK BROWN ALUMINIUM  
PANNELLI / *PANELS* SS STOP SOL BRONZE





SPARK

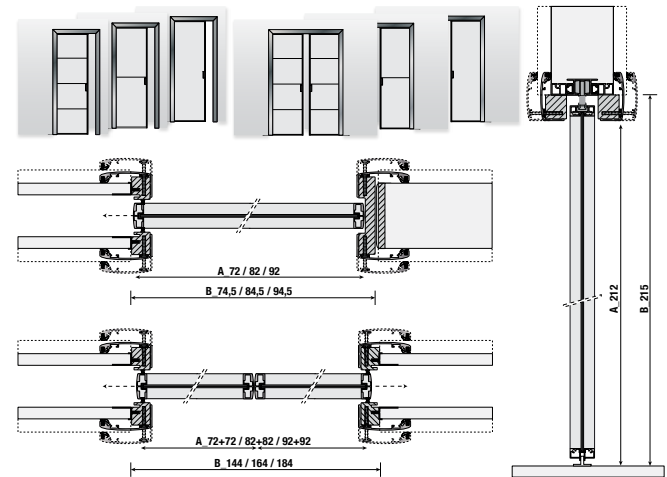
A modern interior hallway with white walls and a light-colored floor. A dark blue rug is laid out on the floor. On the left, a white shelf holds a vase with white flowers. In the center, a frosted glass door is set in a light blue frame. To the right, a sliding frosted glass door is also in a light blue frame. Two small, square light fixtures are mounted on the wall between the two doors.

PORTA SCORREVOLE A SCOMPARSA / POCKET SLIDING DOOR **SPARK**  
STIPITE / JAMB **ROUND**  
STRUTTURA / STRUCTURE AL NATURAL ALUMINIUM  
PANNELLI / PANELS **ON FROSTED NEUTRAL**

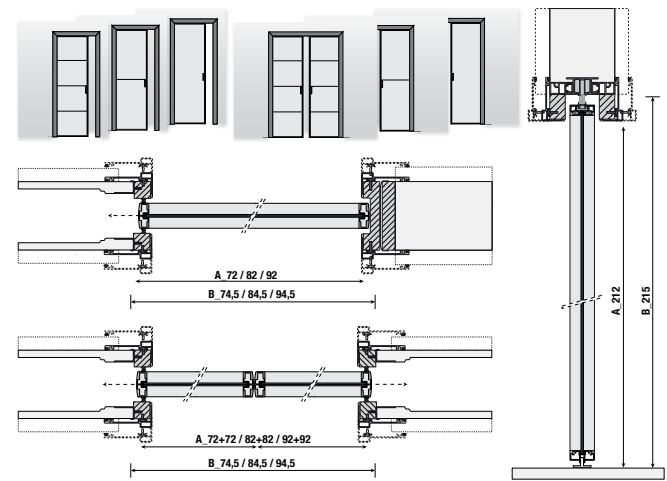
# Porta scorrevole a scomparsa / Pocket sliding door



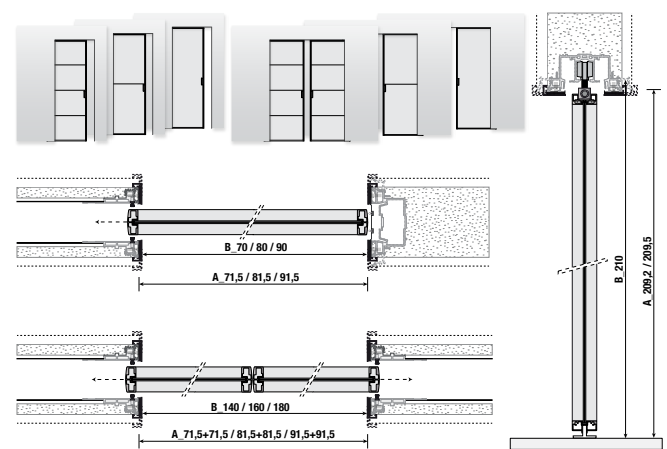
Porta scorrevole a scomparsa con stipite tondo / Pocket sliding door with round jamb



Porta scorrevole a scomparsa con stipite piatto / Pocket sliding door with flat jamb



Porta scorrevole a scomparsa con stipite Free / Pocket sliding door with Free jamb



SPARK





SPARK

PORTA BATTENTE / SWING DOOR SPARK  
STIPITE / JAMB FILOMURO  
STRUTTURA / STRUCTURE AM MATT ELECTROCOLOUR DARK BROWN ALUMINIUM  
PANNELLI / PANELS SS STOP SOL BRONZE




## Delicate *touch*


Lo stipite tondo si veste in Alcantara®. Un rivestimento accurato e originale, un modo semplice per cambiare il look dei vostri interni. Colori a campionario.

The round jamb can be covered in Alcantara®. This precise and original surface covering provides a simple way to change the look of your interiors. Available in sample colours.


Круглая дверная коробка одевается в ткань Алькантара. Это аккуратное и оригинальное покрытие, простой способ изменить облик вашего интерьера. Цвета согласно набору образцов.



A1 1100 SABBIA  
A1 1100 Sand



A2 4900 CORDA  
A2 4900 Rope




A3 5141 MARRONE  
A3 5141 Brown



A4 4078 GRIGIO CHIARO  
A4 4078 Light grey



A5 6404 GRIGIO  
ARDESIA  
A5 6404 Slate grey



A6 9901 NERO  
A6 9901 Black







PORTA BATTENTE / SWING DOOR **SPARK**  
STIPITE / JAMB **FLAT**  
STRUTTURA / STRUCTURE **I2 BRIGHT ELECTROCOLOUR DARK BROWN ALUMINIUM**  
PANNELLI / PANELS **WZ WELTON SATIN TEMPERED BRONZE**

**SPARK**




## **Doral** *design*

I due decori Doral e Welton sono proposti in diverse varianti di colore e trasparenze. Riflessi che donano qualcosa di etereo sospeso tra l'antico e il moderno.

The two decorations Welton and Doral are presented in different colours and levels of transparency. Reflections that lend a hint of something ethereal suspended between the ancient and the modern.

Два декора Doral и Welton предлагаются в различных цветовых вариантах, с многочисленными прозрачными эффектами. Отблески, придающие нечто воздушное, находящееся на полпути между древним и современным.



PORTA BATTENTE / SWING DOOR **SPARK**  
STIPITE / JAMB **FLAT**  
STRUTTURA / STRUCTURE **BR MATT SATINED BRONZE**  
PANNELLO / PANEL **LZ DORAL SATIN TEMPERED BRONZE**  
BOISERIE ENDLESS / ENDLESS BOISERIE **C4 P.3 CAT. "SUEDE" 311**



SPARK



## Fabric *design*

Interni personalizzati ad alto contenuto decorativo: una risorsa esclusiva per un'eleganza senza tempo ed una versatilità progettuale unica. Nuove trasparenze dai colori neutri, il vetro stratificato racchiude un leggero tessuto dalla fitta trama e dal tratteggio delicato.

Interiors personalised with a high decorative content: an exclusive source of timeless elegance and a unique design versatility. New transparent glass in neutral colours. The laminated glass contains a light fabric with a tight weave and a delicate pattern.

Индивидуальные интерьеры с высокой декоративной составляющей: эксклюзивное средство для создания элегантности, неподвластной времени, и уникальная гибкость дизайна. Новые прозрачные эффекты нейтральных оттенков. Многослойное стекло содержит легкую ткань с плотной текстурой и тонкой штриховкой.



BI BLAIZE BIANCO  
VETRO NEUTRO  
BI Blaize white neutral  
glass



BN BLAIZE NICKEL  
VETRO NEUTRO  
BN Blaize nickel neutral  
glass



BF BLAIZE NICKEL  
VETRO FUMÈ  
BF Blaize nickel smoky  
glass



BB BLAIZE NICKEL  
VETRO BRONZO  
BB Blaize nickel bronze  
glass



ET EXNER TABACCO  
VETRO NEUTRO  
ET Exner tobacco neutral  
glass



EN EXNER TAUPÈ VETRO  
NEUTRO  
EN Exner taupe neutral  
glass



EF EXNER TABACCO  
VETRO FUMÈ  
EF Exner tobacco smoky  
glass



EB EXNER TABACCO  
VETRO BRONZO  
EB Exner tobacco bronze  
glass




PORTA BATTENTE / SWING DOOR SPARK  
STIPITE / JAMB FILOMURO  
STRUTTURA / STRUCTURE AL NATURAL ALUMINIUM  
PANNELLO / PANEL TT GLOSSY LACQUERED LAMINATED TURTLE DOVE GLASS




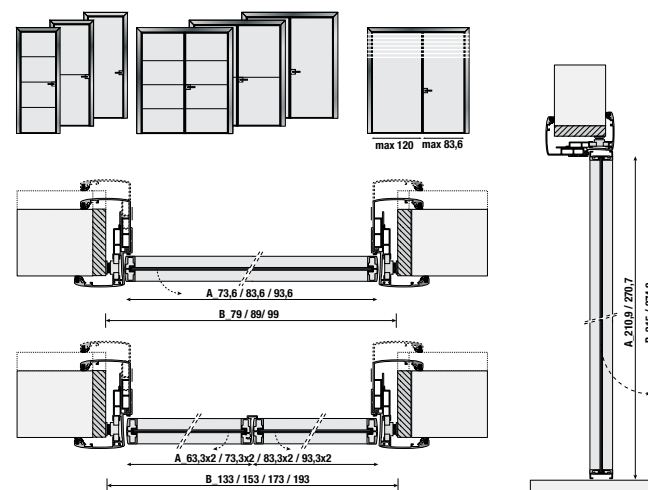


PORTA BATTENTE / SWING DOOR **SPARK**  
STIPIE / JAMB **ROUND**  
STRUTTURA / STRUCTURE **AM MATT ELECTROCOLOUR DARK BROWN ALUMINIUM**  
PANNELLO / PANEL **00 SATIN BRONZE GLASS**

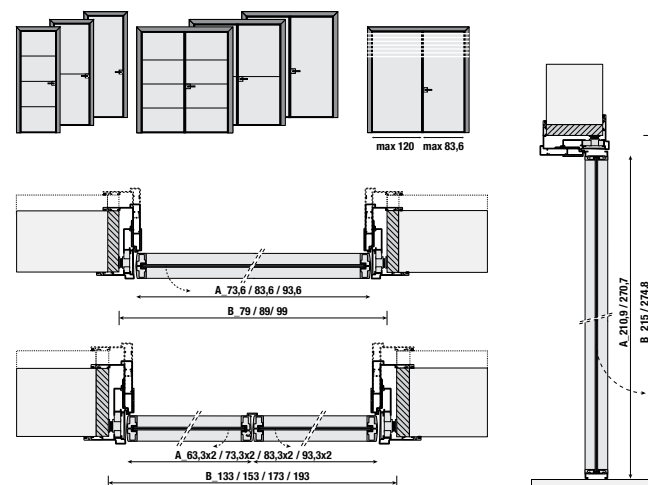
# Porta battente / Swing door



Porta battente con stipite tondo / Swing door with round jamb



Porta battente con stipite piatto / Swing door with flat jamb



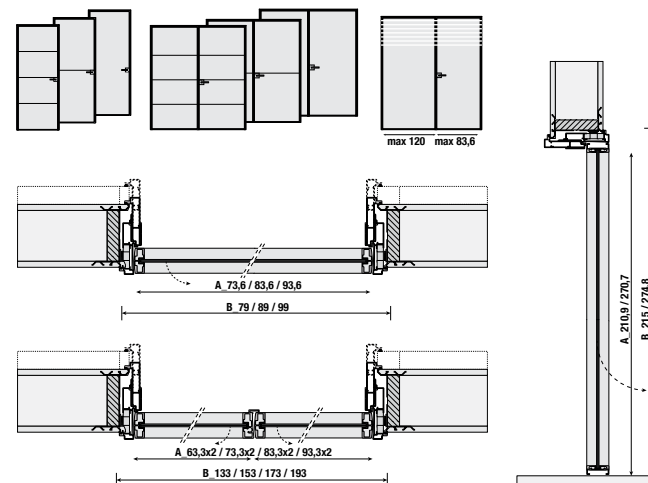


PORTA BATTENTE / SWING DOOR **SPARK**  
STIPITE / JAMB **FILMUBO**  
STRUTTURA / STRUCTURE **AL NATURAL ALUMINIUM**  
PANNELLO / PANEL **ON FROSTED NEUTRAL**

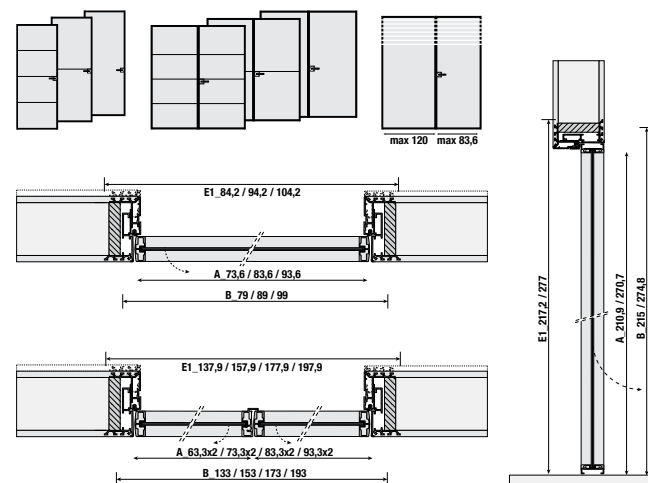
# Porta battente / Swing door



Porta battente con stipite Small / Swing door with Small jamb



Porta battente con stipite Filomuro / Swing door with Filomuro jamb






PORTA BATTENTE / SWING DOOR **SPARK**  
STIPITE / JAMB **FILMURO**  
STRUTTURA / STRUCTURE **AL NATURAL ALUMINIUM**  
PANNELLO / PANEL **BL GLOSSY LACQUERED LAMINATED WHITE GLASS**

# Maniglia Spark / Spark handle




Serratura magnetica. Chiusura con nottolino o con chiave / Magnetic lock. Simple closure, with latch or key.

Finitura struttura maniglia / Handle structure finish




BR COL.BRONZO SATINATO OPACO  
BR Matt Satined Bronze colour



AM COL.MORO  
AM Dark brown colour




AL COL.ALLUMINIO  
AL Aluminium colour



PL COL.PLATINO OPACO  
PL Matt platinum colour

# Finiture Spark / Spark sample finishes

## Struttura e stipiti in alluminio o rivestiti in legno / Aluminium or wooden structure and jambs



PL PLATINO OPACO  
PL Matt platinum


BR BRONZO SATINATO OPACO  
BR Matt Satined Bronze

I2 ELETTROCOLORE MORO BRILLANTE  
I2 Bright electrocolour dark brown

AL ANODIZZATO NATURALE  
AL Natural anodised aluminium

AM ELETTROCOLORE MORO OPACO  
AM Matt electrocolour dark brown

## Struttura e stipite TONDO rivestito in legno / Structure and ROUND jamb covered in wood



L8 ECOWOOD ROVERE MORO  
L8 EcoWood dark brown oak

L4 ECOWOOD EBANO  
L4 EcoWood ebony

L1 ECOWOOD NOCE CANALETTO  
L1 EcoWood Canaletto walnut

L9 SUCUPIRA LUXURY OPACO  
L9 Matt Luxury Sucupira

## Struttura e stipiti laccati opachi / Matt lacquered structure and jambs



ON BIANCO  
ON White

OP CANAPA  
OP Canapa

OD CORDA  
OD Rope

OU TORTORA  
OU Turtle dove

OF CAFFÈ  
OF Coffee

OM MOKA  
OM Moka

OQ PRUGNA  
OQ Prune

OG GRIGIO CEMENTO  
OG Cement grey

OJ GRIGIO PIOMBO  
OJ Lead grey

OR GRANITO  
OR Granite

OS GRIGIO ARDESIA  
OS Slate grey

OH BLU NOTTE  
OH Night blue

OE NERO  
OE Black

## Stipite TONDO rivestito in Alcantara® / ROUND jamb covered in Alcantara®



A1 1100 SABBIA  
A1 1100 Sand

A2 4900 CORDA  
A2 4900 Rope

A3 5141 MARRONE  
A3 5141 Brown

A4 4078 GRIGIO CHIARO  
A4 4078 Light grey

A5 6404 GRIGIO ARDESIA  
A5 6404 Slate grey

A6 9901 NERO  
A6 9901 Black

## Pannelli in vetro stratificato verniciato lucido / Panels with glossy lacquered laminated glass



BL BIANCO  
BL White

CP CANAPA  
CP Canapa

OY CORDA  
OY Rope

TT TORTORA  
TT Turtle dove

FF CAFFÈ  
FF Coffee

MK MOKA  
MK Moka

PR PRUGNA  
PR Prune

GC GRIGIO CEMENTO  
GC Cement grey

GP GRIGIO PIOMBO  
GP Lead grey


GN GRANITO  
GN Granite

GA GRIGIO ARDESIA  
GA Slate grey

NI BLU NOTTE  
GA Night blue

NL NERO  
NL Black

## Pannelli in vetro trasparente / Panels with transparent glass




OT TRASPARENTE STRATIFICATO  
OT Transparent laminated

TB BRONZO TEMPERATO  
TB Tempered bronze

TR GRIGIO TEMPERATO  
TR Tempered grey

FD DARK FUMÉ TEMPERATO  
FD Tempered Dark smoky

## Pannelli in vetro riflettente / Panels with reflective glass



SS STOP SOL BRONZO  
SS Stop Sol bronze

SG STOP SOL GREY  
SG Stop Sol grey


## Pannelli in specchio / Panels with mirror



SP SPECCHIO NATURALE  
SP Mirror




Pannelli in vetro satinato / Panels with frosted glass




<b>ON ACIDATO NEUTRO STRATIFICATO</b> ON Laminated frosted neutral	<b>OD ACIDATO BRONZO TEMPERATO</b> OD Tempered frosted bronze	<b>OI ACIDATO GRIGIO TEMPERATO</b> OI Tempered frosted grey	<b>OG ACIDATO DARK GREY TEMPERATO</b> OG Tempered frosted dark grey	<b>GF GRAFITE STRATIFICATO</b> GF Laminated graphite	<b>CA CACAO STRATIFICATO</b> CA Laminated cacao	<b>GH GHIACCIO STRATIFICATO</b> GH Laminated Ice
--	---	---	---	--	---	---

Pannelli in vetro satinato decorato / Panels with decorated frosted glass



<b>V5 VIENNA SATINATO NEUTRO TEMPERATO</b> V5 Vienna frosted tempered neutral	<b>46 VIENNA SATINATO GRIGIO TEMPERATO</b> 46 Vienna frosted tempered grey	<b>47 VIENNA SATINATO BRONZO TEMPERATO</b> 47 Vienna frosted tempered bronze	<b>DL DURINI SATINATO NEUTRO TEMPERATO</b> DL Durini frosted tempered neutral	<b>DG DURINI SATINATO GRIGIO TEMPERATO</b> DG Durini frosted tempered grey	<b>DB DURINI SATINATO BRONZO TEMPERATO</b> DB Durini frosted tempered bronze	<b>WU WELTON SATINATO NEUTRO TEMPERATO</b> WU Welton frosted tempered neutral	<b>WR WELTON SATINATO GRIGIO TEMPERATO</b> WR Welton frosted tempered grey	<b>WZ WELTON SATINATO BRONZO TEMPERATO</b> WZ Welton frosted tempered bronze	<b>LU DORAL SATINATO NEUTRO TEMPERATO</b> LU Doral frosted tempered neutral	<b>LR DORAL SATINATO GRIGIO TEMPERATO</b> LR Doral frosted tempered grey	<b>LZ DORAL SATINATO BRONZO TEMPERATO</b> LZ Doral satin tempered bronze
---	--	--	---	--	--	---	--	--	---	--	--

Pannelli in vetro tessuto / Panels with fabric glass



<b>BI BLAIZE BIANCO VETRO NEUTRO</b> BI Blaize white neutral glass	<b>BN BLAIZE NICKEL VETRO NEUTRO</b> BN Blaize nickel neutral glass	<b>BF BLAIZE NICKEL VETRO FUMÉ</b> BF Blaize nickel smoky glass	<b>BB BLAIZE NICKEL VETRO BRONZO</b> BB Blaize nickel bronze glass	<b>ET EXNER TABACCO VETRO NEUTRO</b> ET Exner tobacco neutral glass	<b>EN EXNER TAUPE VETRO NEUTRO</b> EN Exner taupe neutral glass	<b>EF EXNER TABACCO VETRO FUMÉ</b> EF Exner tobacco smoky glass	<b>EB EXNER TABACCO VETRO BRONZO</b> EB Exner tobacco bronze glass
--	---	---	--	---	---	---	--



# WAVE

## Modern *elegance*

Grande eleganza di gusto, attenzione alla funzionalità, ampia gamma di finiture, realizzazione su misura: questa è la ricetta vincente di Wave.

Apparentemente semplice, ma complessa nello studio approfondito dei profili d'alluminio che consentono la complanarità tra stipite e parete. Ricercata nell'esclusivo design della maniglia, espressamente realizzata per Wave, che definisce il progetto con un dettaglio identificativo. La serratura è magnetica con chiusura a nottolino.

Highly elegant taste, attention to function, a wide range of finishes, and custom construction: this is the winning combination for Wave.

The simple-looking though quite complex design of the aluminium profiles allow the jamb to be flush with the wall. An exquisitely designed handle, especially made for Wave, marks the project with a defining detail. The lock is magnetic with a privacy latch closure.

Элегантный вкус, внимание к функциональности, богатая гамма отделки, реализация на заказ - вот выигрышный рецепт Wave. Простой на первый взгляд, но сложный в тщательном изучении алюминиевых профилей, обеспечивающих компланарность дверной коробки и стены. Изысканный в эксклюзивном дизайне ручки, специально созданной для Wave, которая является отличительной деталью проекта. Используется магнитный замок с защелкой.



MODULI SCORREVOLI A SCOMPARSA / POCKET SLIDING PANELS **WAVE**  
STIPITE / **JAMB FREE**  
STRUTTURA / **STRUCTURE CH CHAMPAGNE BRIGHT GOLD ALUMINIUM**  
PANNELLI / **PANELS WZ WELTON SATIN TEMPERED BRONZE**  
BOISERIE ENDLESS / **ENDLESS BOISERIE C4 P.3 CAT. "SUEDE" 311**



WAVE



## **Welton** *design*

Vetro con decoro satinato realizzato in esclusiva per Longhi. Pattern dal gusto classico, una fusione di eleganza e purezza.

Glass with satin decoration, made exclusively for Longhi. A classic pattern that combines elegance and purity.

Стекло с сатинованным декором, реализованным эксклюзивно для Longhi. Узор в классическом стиле, союз элегантности и чистоты.

## The purity *of white*

I tessuti Blaize e Exner, uniti ai vetri trasparenti stratificati bronzo, fumè o neutro, conferiscono molteplici combinazioni e permettono di soddisfare le richieste di un mercato sempre più attento. Qui la porta Wave veste il Blaize bianco nel vetro neutro extrawhite e dona all'ambiente freschezza e candore.

Blaize and Exner fabrics, combined with transparent laminated glass in the shades of bronze, smoky grey or neutral, convey multiple combinations and meet the requirements of an increasingly demanding market. Here Wave is wearing Blaize white with neutral extrawhite glass and enhances the room with a cool, white atmosphere.

Ткани Blaize и Exner в сочетании с бронзовым, дымчатым или нейтральным прозрачным многослойным стеклом создают многочисленные комбинации и позволяют удовлетворять потребности все более внимательного рынка. Здесь дверь Wave облачена в белую ткань Blaize в нейтральном стекле extrawhite и придает помещению свежесть и чистоту.





MODULI SCORREVOLI / *SLIDING PANELS* **WAVE**  
STRUTTURA / *STRUCTURE* **ON MATT LACQUERED WHITE ALUMINIUM**  
PANNELLI / *PANELS* **BB WHITE BLAIZE NEUTRAL GLASS**

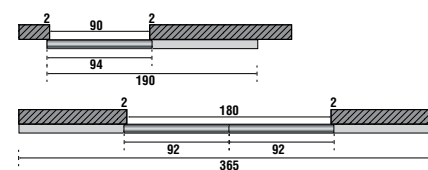
WAVE

# Sistemi di scorrimento / Sliding systems


Travi di scorrimento a soffitto con mascherina 1 via  
One way ceiling sliding rails with visible closing cover



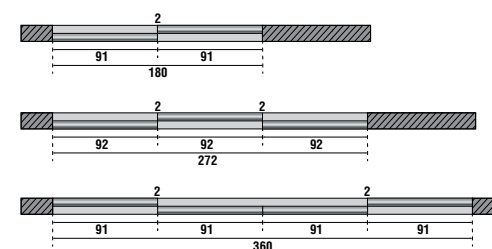
Travi di scorrimento ad incasso a soffitto a 1 via  
One way ceiling built-in sliding rail




Travi di scorrimento a soffitto con mascherina 2 vie  
Two way ceiling sliding rails with visible closing cover



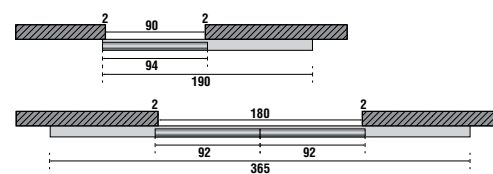
Travi di scorrimento ad incasso a soffitto a 2 vie  
Two way ceiling built-in sliding rail




Travi di scorrimento a parete con mascherina 1 via  
One way wall sliding rails with visible closing cover



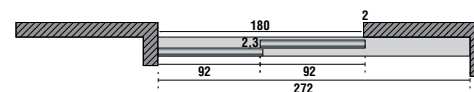

Travi di scorrimento a parete ad incasso 1 via  
One way wall built-in sliding rail



Travi di scorrimento a parete con mascherina 2 vie  
Two way wall sliding rails with visible closing cover



Travi di scorrimento a parete ad incasso 2 vie  
Two way wall built-in sliding rail



MODERN

MATT

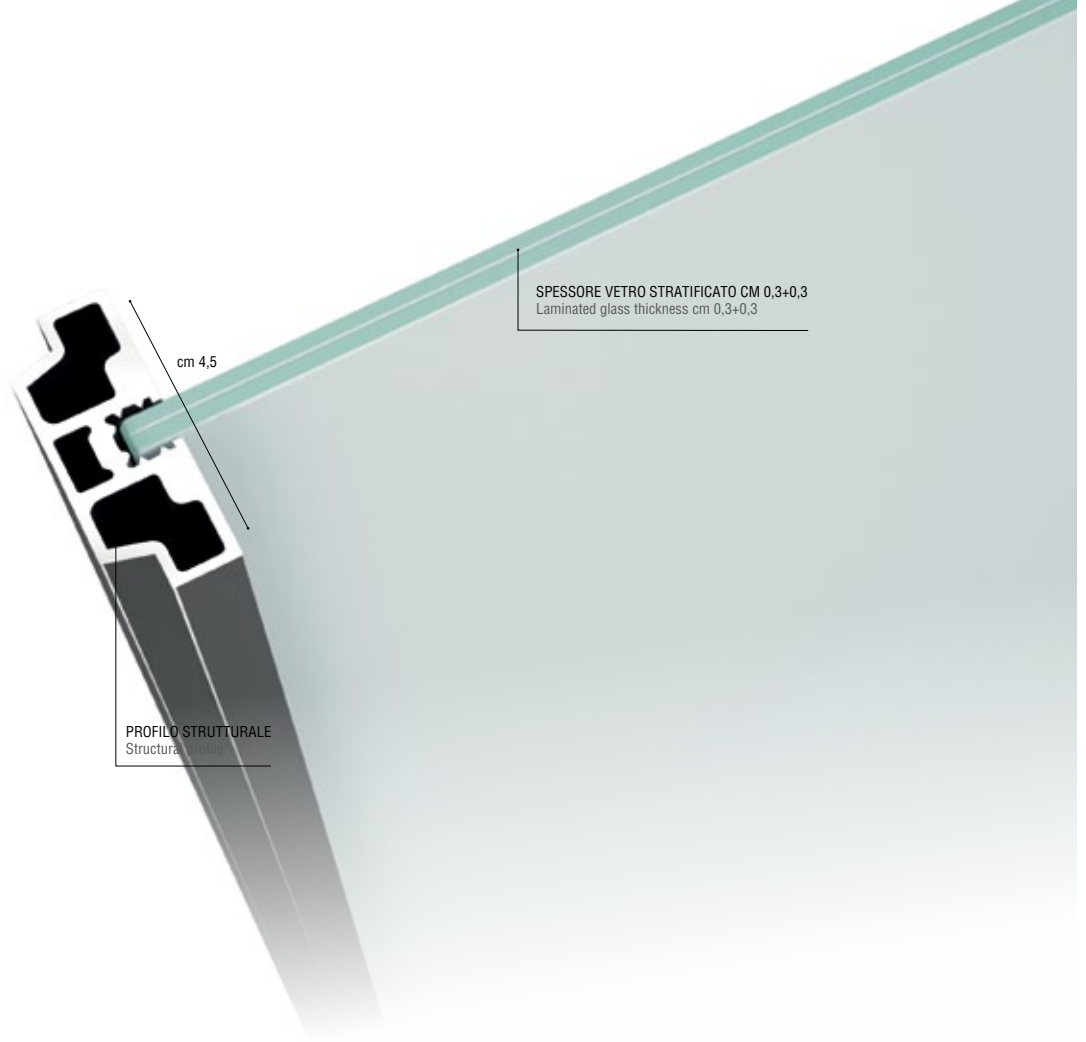
## Plain *colour*

Tra le sofisticate e pregiate finiture Longhi spicca, per la sua elevata qualità, il vetro stratificato opaco: un'eccellente omogeneità estetica unita a una grana morbida e vellutata al tatto. La vasta gamma delle laccature a campionario, applicabili anche alle strutture, offre la possibilità di creare la porta anche in tinta unita!

Among Longhi's exclusive and sophisticated finishes, matt layered glass stands out for its high quality: a superbly uniform look combined with a soft grain, silky feel. The wide range of lacquers in our collection of finishes can also be used for the structures, which makes it possible to create doors finished entirely in one colour only!

Среди ценных и изысканных вариантов отделки Longhi выделяется благодаря высокому качеству матовое многослойное стекло, в котором превосходная эстетическая однородность сочетается с мягкой бархатистой текстурой. Богатая гамма лаковых покрытий согласно набору образцов может использоваться и для каркасов, позволяя создавать однотонные двери!

MODULI SCORREVOLI A SCOMPARSA / *POCKET SLIDING PANELS WAVE*  
STIPITE / *JAMB FREE*  
STRUTTURA / *STRUCTURE 12 BRIGHT BROWN ELECTROCOLOUR ALUMINIUM*  
PANNELLI / *PANELS 06 FROSTED DARK GREY*



WAVE







PORTA SCORREVOLE A SCOMPARSA / POCKET SLIDING DOOR **WAVE**  
STIPITE / JAMB **WAVE**  
STRUTTURA / STRUCTURE **H1 BRIGHT ALUMINIUM**  
PANNELLI / PANELS **ON FROSTED NEUTRAL**



PORTA BATTENTE / **SWING DOOR WAVE**  
STIPITE / **JAMB WAVE**  
STRUTTURA / **STRUCTURE ON MATT LACQUERED WHITE ALUMINIUM**  
PANNELLI / **PANELS BB WHITE BLAIZE NEUTRAL GLASS**



WAVE






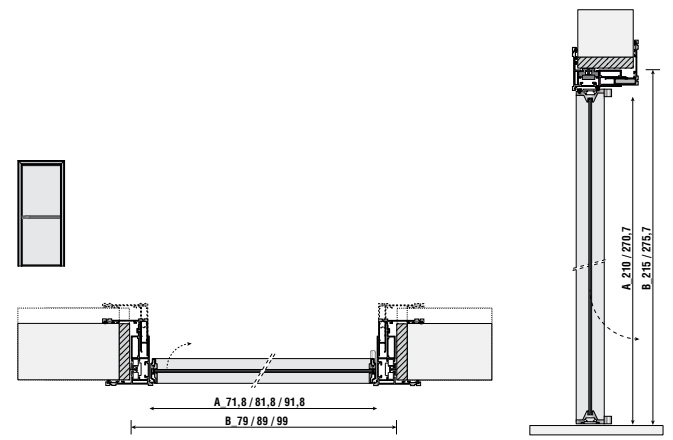
PORTA BATTENTE / SWING DOOR **WAVE**  
STIPITE / JAMB **WAVE**  
STRUTTURA / STRUCTURE **H1 BRIGHT ALUMINIUM**  
PANNELLI / PANELS **DG "DURINI" FROSTED TEMPERED GREY**

WAVE

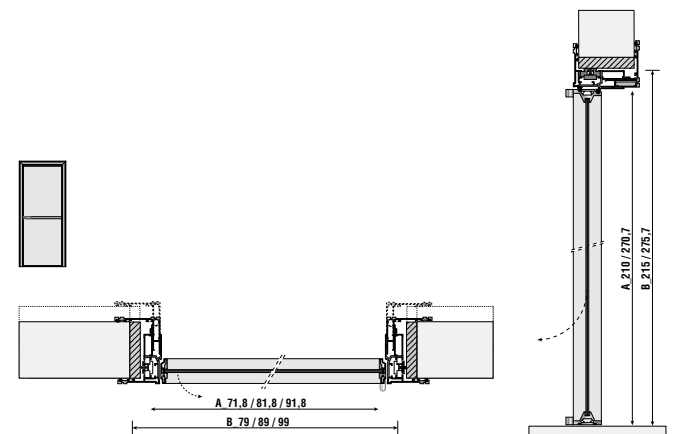
# Porta battente / Swing door



Porta battente con stipite Wave a spingere / Swing door with Wave jamb to push



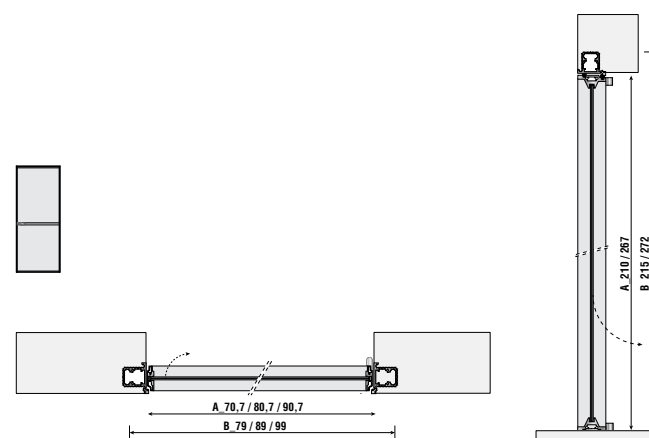
Porta battente con stipite Wave a tirare / Swing door with Wave jamb to pull



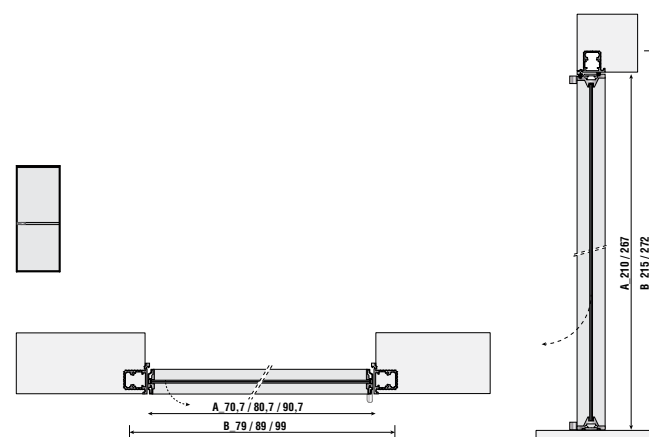
A\_Modulo / Panel - B\_Luce netta falsotelaio / Subframe measurement



Porta battente con stipite Filomuro a spingere / Swing door with Filomuro jamb to push



Porta battente con stipite Filomuro a tirare / Swing door with Filomuro jamb to pull



WAVE





## Wave *handle*

La maniglia è realizzata in esclusiva ed è abbinata alla tecnologica serratura magnetica con chiusura a nottolino.

The handle is made exclusively for this product, and is paired with the technological magnetic lock with privacy latch.


Ручка выполнена эксклюзивно для этого проекта и используется вместе с высокотехнологичным магнитным замком с защелкой.

PORTA BATTENTE / *SWING DOOR WAVE*  
STIPITE / *JAMB WAVE FILONURO*  
STRUTTURA / *STRUCTURE 12 BRIGHT BROWN ELECTROCOLOUR ALUMINIUM*  
PANNELLI / *PANELS 04 GLOSSY LACQUERED LAMINATED ROPE GLASS*






PORTA BATTENTE / *SWING DOOR WAVE*  
STIPITE / *JAMB WAVE FILOMORO*  
STRUTTURA / *STRUCTURE 12 BRIGHT BROWN ELECTROCOLOUR ALUMINIUM*  
PANNELLI / *PANELS 06 FROSTED DARK GREY*




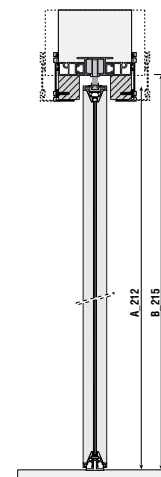
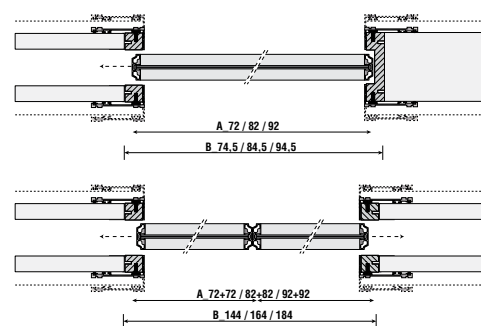
PORTA BATTENTE / **SWING DOOR WAVE**  
STIPITE / **JAMB WAVE FILOMURO**  
STRUTTURA / **STRUCTURE ON MATT LACQUERED WHITE ALUMINIUM**  
PANNELLI / **PANELS ON FROSTED NEUTRAL**



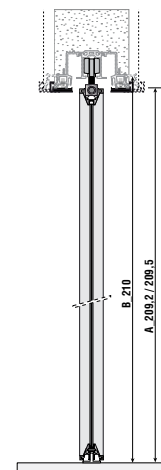
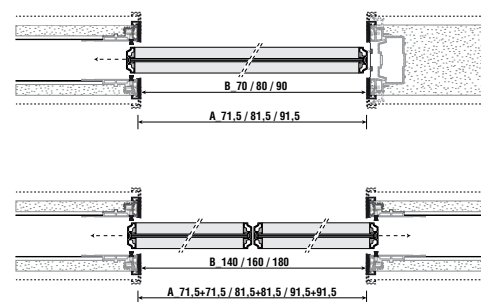
# Porta scorrevole a scomparsa / Pocket sliding door



Porta scorrevole a scomparsa con stipite Wave / Pocket sliding door with Wave jamb



Porta scorrevole a scomparsa con stipite Free / Pocket sliding door with Free jamb



# Maniglia Wave / Wave handle




Serratura magnetica. Chiusura con nottolino / Magnetic lock. Latch closure.

Finitura struttura maniglia / Handle structure finish



CH ORO CHAMPAGNE BRILLANTE  
CH Champagne bright gold



MP COL. MORO OPACO  
MP Matt electrocolour dark brown



MU ELETTROCOLORE MORO BRILLANTE  
MU Bright electrocolour dark brown




CL CROMATO LUCIDO  
CL Polished chrome



CS CROMOSATINATO  
CS Satin chrome

# Finiture Wave / Wave sample finishes

## Struttura e stipiti in alluminio / Aluminium structure and jambs




<b>PL PLATINO OPACO</b> PL Matt platinum	<b>CH ORO CHAMPAGNE BRILLANTE</b> CH Champagne bright gold	<b>I2 ELETTROCOLORE MORO BRILLANTE</b> I2 Bright electrocolour dark brown	<b>I1 ALLUMINIO BRILLANTE</b> I1 Bright aluminium	<b>AM ELETTROCOLORE MORO OPACO</b> AM Matt electrocolour dark brown	<b>AL ANODIZZATO NATURALE</b> AL Natural anodised aluminium
---	--	--	---	--	---

## Struttura e stipiti laccati opachi / Matt lacquered structure and jambs



<b>ON BIANCO</b> ON White	<b>OP CANAPA</b> OP Canapa	<b>OD CORDA</b> OD Rope	<b>OU TORTORA</b> OU Turtle dove	<b>OF CAFFÈ</b> OF Coffee	<b>OM MOKA</b> OM Moka	<b>OQ PRUGNA</b> OQ Prune	<b>OG GRIGIO CEMENTO</b> OG Cement grey	<b>OJ GRIGIO PIOMBO</b> OJ Lead grey	<b>OR GRANITO</b> OR Granite	<b>OS GRIGIO ARDESIA</b> OS Slate grey	<b>OH BLU NOTTE</b> OH Night blue	<b>OE NERO</b> OE Black
------------------------------	-------------------------------	----------------------------	-------------------------------------	------------------------------	---------------------------	------------------------------	--	---	---------------------------------	---	--------------------------------------	----------------------------

## Pannelli in vetro stratificato verniciato lucido / Panels with glossy lacquered laminated glass




<b>BL BIANCO</b> BL White	<b>CP CANAPA</b> CP Canapa	<b>OY CORDA</b> OY Rope	<b>TT TORTORA</b> TT Turtle dove	<b>FF CAFFÈ</b> FF Coffee	<b>MK MOKA</b> MK Moka	<b>PR PRUGNA</b> PR Prune	<b>GC GRIGIO CEMENTO</b> GC Cement grey	<b>GP GRIGIO PIOMBO</b> GP Lead grey	<b>GN GRANITO</b> GN Granite	<b>GA GRIGIO ARDESIA</b> GA Slate grey	<b>NI BLU NOTTE</b> NI Night blue	<b>NL NERO</b> NL Black
------------------------------	-------------------------------	----------------------------	-------------------------------------	------------------------------	---------------------------	------------------------------	--	---	---------------------------------	---	--------------------------------------	----------------------------

## Pannelli in vetro stratificato verniciato opaco / Panels with matt lacquered laminated glass




<b>BO BIANCO</b> BO White	<b>NO CANAPA</b> NO Canapa	<b>DO CORDA</b> DO Rope	<b>TO TORTORA</b> TO Turtle dove	<b>FO CAFFÈ</b> FO Coffee	<b>MO MOKA</b> MO Moka	<b>EO PRUGNA</b> EO Prune	<b>GO GRIGIO CEMENTO</b> GO Cement grey	<b>IO GRIGIO PIOMBO</b> IO Lead grey	<b>OO GRANITO</b> OO Granite	<b>AO GRIGIO ARDESIA</b> AO Slate grey	<b>UO BLU NOTTE</b> UO Night blue	<b>RO NERO</b> RO Black
------------------------------	-------------------------------	----------------------------	-------------------------------------	------------------------------	---------------------------	------------------------------	--	---	---------------------------------	---	--------------------------------------	----------------------------

## Pannelli in vetro trasparente / Panels with transparent glass



<b>OT TRASPARENTE STRATIFICATO</b> OT Transparent laminated	<b>TB BRONZO TEMPERATO</b> TB Tempered bronze	<b>TR GRIGIO TEMPERATO</b> TR Tempered grey	<b>FD DARK FUMÉ TEMPERATO</b> FD Tempered Dark smoky
---	---	--	--


## Pannelli in vetro riflettente / Panels with reflective glass



<b>SS STOP SOL BRONZO</b> SS Stop Sol bronze	<b>SG STOP SOL GREY</b> SG Stop Sol grey
---	---




Pannelli in vetro satinato / Panels with frosted glass




<b>ON ACIDATO NEUTRO STRATIFICATO</b> ON Laminated frosted neutral	<b>OD ACIDATO BRONZO TEMPERATO</b> OD Tempered frosted bronze	<b>OI ACIDATO GRIGIO TEMPERATO</b> OI Tempered frosted grey	<b>OG ACIDATO DARK GREY TEMPERATO</b> OG Tempered frosted dark grey	<b>GF GRAFITE STRATIFICATO</b> GF Laminated graphite	<b>CA CACAO STRATIFICATO</b> CA Laminated cacao	<b>GH GHIACCIO STRATIFICATO</b> GH Laminated Ice
--	---	---	---	--	---	---

Pannelli in vetro satinato decorato / Panels with decorated frosted glass



<b>V5 VIENNA SATINATO NEUTRO TEMPERATO</b> V5 Vienna frosted tempered neutral	<b>46 VIENNA SATINATO GRIGIO TEMPERATO</b> 46 Vienna frosted tempered grey	<b>47 VIENNA SATINATO BRONZO TEMPERATO</b> 47 Vienna frosted tempered bronze	<b>DL DURINI SATINATO NEUTRO TEMPERATO</b> DL Durini frosted tempered neutral	<b>DG DURINI SATINATO GRIGIO TEMPERATO</b> DG Durini frosted tempered grey	<b>DB DURINI SATINATO BRONZO TEMPERATO</b> DB Durini frosted tempered bronze	<b>WU WELTON SATINATO NEUTRO TEMPERATO</b> WU Welton frosted tempered neutral	<b>WR WELTON SATINATO GRIGIO TEMPERATO</b> WR Welton frosted tempered grey	<b>WZ WELTON SATINATO BRONZO TEMPERATO</b> WZ Welton frosted tempered bronze	<b>LU DORAL SATINATO NEUTRO TEMPERATO</b> LU Doral frosted tempered neutral	<b>LR DORAL SATINATO GRIGIO TEMPERATO</b> LR Doral frosted tempered grey	<b>LZ DORAL SATINATO BRONZO TEMPERATO</b> LZ Doral satin tempered bronze
---	--	--	---	--	--	---	--	--	---	--	--

Pannelli in vetro tessuto / Panels with fabric glass



<b>BI BLAIZE BIANCO VETRO NEUTRO</b> BI Blaize white neutral glass	<b>BN BLAIZE NICKEL VETRO NEUTRO</b> BN Blaize nickel neutral glass	<b>BF BLAIZE NICKEL VETRO FUMÉ</b> BF Blaize nickel smoky glass	<b>BB BLAIZE NICKEL VETRO BRONZO</b> BB Blaize nickel bronze glass	<b>ET EXNER TABACCO VETRO NEUTRO</b> ET Exner tabacco neutral glass	<b>EN EXNER TAUPE VETRO NEUTRO</b> EN Exner taupe neutral glass	<b>EF EXNER TABACCO VETRO FUMÉ</b> EF Exner tabacco smoky glass	<b>EB EXNER TABACCO VETRO BRONZO</b> EB Exner tabacco bronze glass
--	---	---	--	---	---	---	--



# WIND

## **Bespoke** *to you*

La struttura di Wind è realizzata interamente in alluminio, garantendo così agilità di scorrimento delle ante. Essenziale, pratica, ma non solo: la realizzazione di una struttura leggera infatti, conferisce a Wind eleganza estetica e formale. È disponibile un'ampia gamma di vetri stratificati e temperati conformi alle norme di sicurezza. Wind è disponibile anche a specchiatura intera: da pavimento a soffitto senza interruzioni.

The "Wind" frame is made of aluminum, so the panels can slide easily. A key factor from a practical standpoint, but the lightweight frame also gives "Wind" aesthetic and design elegance. It is available in a wide range of laminated and tempered glasses, all in compliance with safety standards. "Wind" is also available entirely in glass - a single piece from floor to ceiling. With mirror finish, it furnishes the room and at the same time visually expands it.

Каркас системы Wind выполнен полностью из алюминия, что обеспечивает плавное скольжение дверей. Использование только самых необходимых элементов делает систему Wind чрезвычайно практичной, а легкий каркас придает ей элегантный внешний вид и форму. В наличии имеется широкий ассортимент многослойного и закаленного стекла, соответствующего нормам безопасности. Wind может иметь полностью стеклянное исполнение: с цельным стеклом от пола до потолка.





MODULI SCORREVOLI / *SLIDING PANELS* **WIND**  
STRUTTURA / *STRUCTURE* **BR MATT SATINED BRONZE**  
PANNELLI / *PANELS* **BB NICKEL BLAIZE BRONZE GLASS**



## Curtain *effect*


Speciali toni soft e texture sofisticate, sono i nuovi volti dei tessuti Exner e Blaize. Trame raffinate di tessuti esclusivi.

Special soft hues and sophisticated textures are the new features of the fabrics "Exner" and "Blaize". Exclusive, elegantly woven fabrics.

Особые мягкие оттенки и изысканные текстуры отличают ткани "Exner" и "Blaize". Утонченные переплетения эксклюзивных тканей.

NO MORE  
WALLS










MODULI SCORREVOLI / *SLIDING PANELS* WIND  
STRUTTURA / *STRUCTURE* ON MATT LACQUERED WHITE ALUMINIUM  
PANNELLI / *PANELS* ON FROSTED NEUTRAL



MODULI SCORREVOLI / SLIDING PANELS WIND  
STRUTTURA / STRUCTURE AL NATURAL ALUMINIUM  
PANNELLI / PANELS GH ICE





MODULI SCORREVOLI / SLIDING PANELS WIND  
STRUTTURA / STRUCTURE ON MATT LACQUERED WHITE ALUMINIUM  
PANNELLI / PANELS GH ICE

MINIMALISM  
AND  
SIMPLICITY



MODULI SCORREVOLI / *SLIDING PANELS WIND*  
STRUTTURA / *STRUCTURE AM MATT ELECTROCOLOUR DARK BROWN ALUMINIUM*  
PANNELLI / *PANELS SS STOP SOL BRONZE*







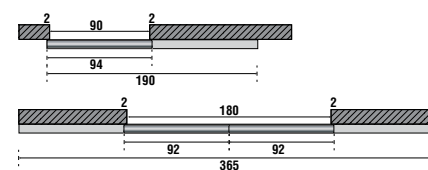



# Sistemi di scorrimento / Sliding systems

Travi di scorrimento a soffitto con mascherina 1 via  
One way ceiling sliding rails with visible closing cover



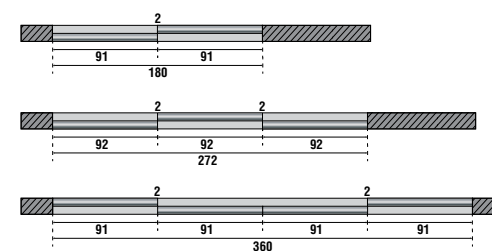

Travi di scorrimento ad incasso a soffitto a 1 via  
One way ceiling built-in sliding rails




Travi di scorrimento a soffitto con mascherina 2 vie  
Two way ceiling sliding rails with visible closing cover



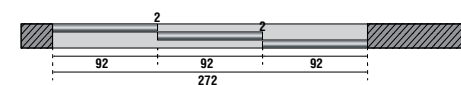

Travi di scorrimento ad incasso a soffitto a 2 vie  
Two way ceiling built-in sliding rails



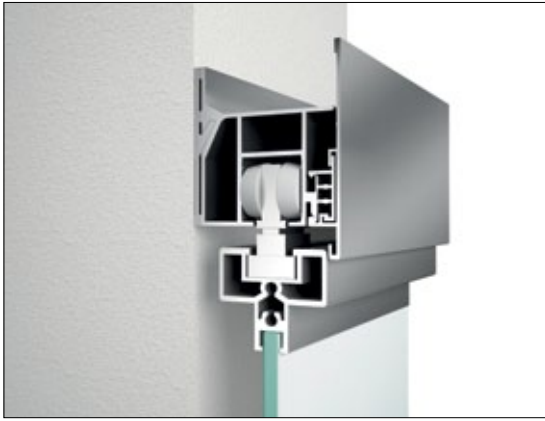
Travi di scorrimento a soffitto con mascherina 3 vie  
Three way ceiling sliding rails with visible closing cover



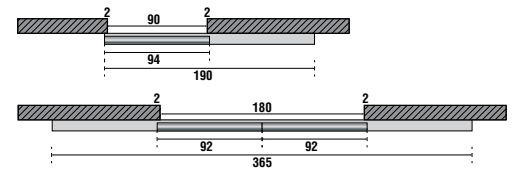
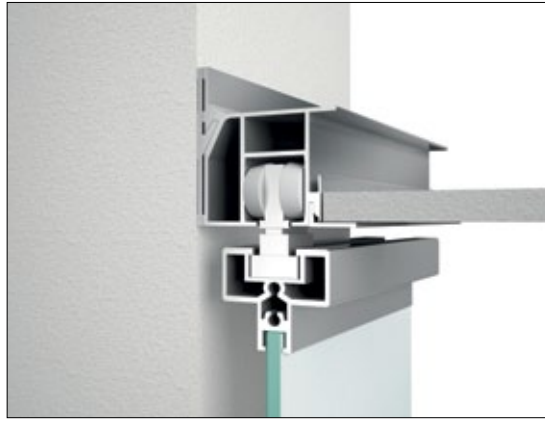
Travi di scorrimento ad incasso a soffitto a 3 vie  
Three way ceiling built-in sliding rails




Travi di scorrimento a parete con mascherina 1 via  
One way wall sliding rails with visible closing cover



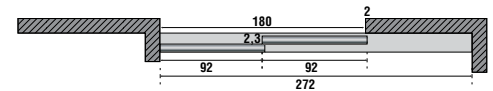

Travi di scorrimento a parete ad incasso 1 via  
One way wall built-in sliding rails



Travi di scorrimento a parete con mascherina 2 vie  
Two way wall sliding rails with visible closing cover



Travi di scorrimento a parete ad incasso 2 vie  
Two way wall built-in sliding rails



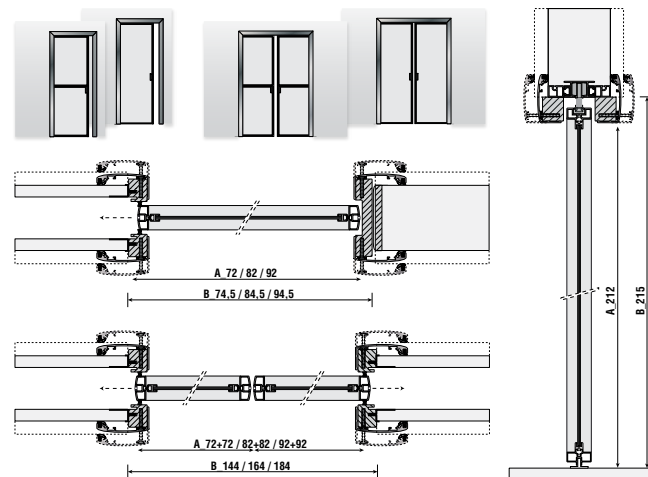


PORTA SCORREVOLE A SCOMPARSA / HIDDEN SLIDING DOOR WIND  
STIPITE / JAMB FLAT  
STRUTTURA / STRUCTURE AM MATT ELECTROCOLOUR DARK BROWN ALUMINIUM  
PANNELLI / PANELS ON FROSTED NEUTRAL

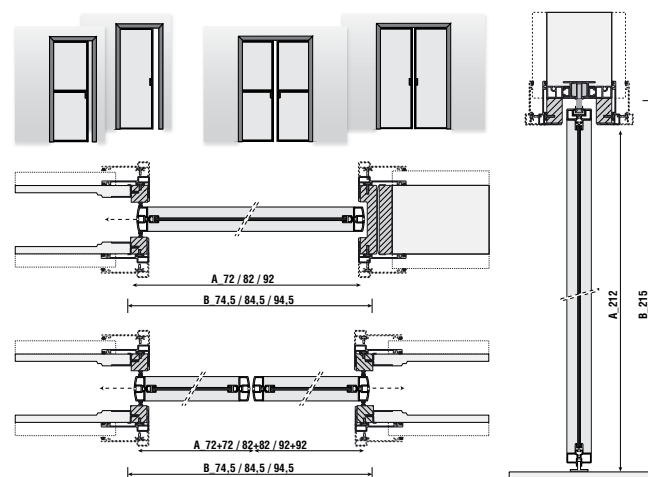
# Porta scorrevole a scomparsa / Pocket sliding door



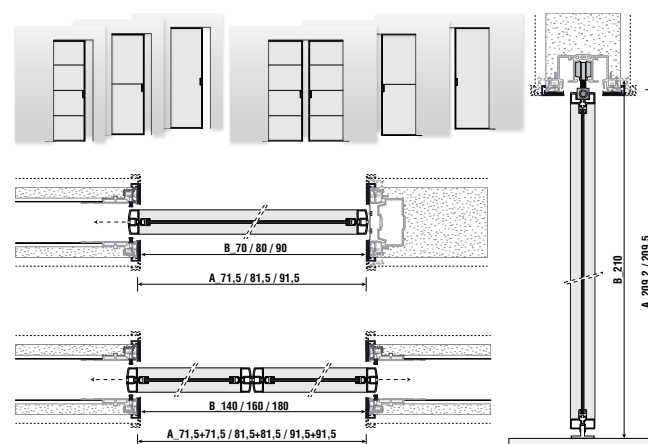
Porta scorrevole a scomparsa con stipite tondo / Pocket sliding door with round jamb



Porta scorrevole a scomparsa con stipite piatto / Pocket sliding door with flat jamb




Porta scorrevole a scomparsa con stipite Free / Pocket sliding door with Free jamb



# Finiture Wind / Wind sample finishes

## Struttura e stipiti in alluminio / Aluminium structure and jambs




BR BRONZO  
SATINATO OPACO  
BR Matt Satined  
Bronze

AL ANODIZZATO  
NATURALE  
AL Natural anodised  
aluminium

AM ELETTROCOLORE  
MORO OPACO  
AM Matt  
electrocolour dark  
brown

## Struttura e stipiti laccati opachi / Matt lacquered structure and jambs



ON BIANCO  
ON White

OP CANAPA  
OP Canapa

OD CORDA  
OD Rope

OU TORTORA  
OU Turtle dove

OF CAFFÈ  
OF Coffee

OM MOKA  
OM Moka

OQ PRUGNA  
OQ Prune

OG GRIGIO  
CEMENTO  
OG Cement grey

OJ GRIGIO  
PIOMBO  
OJ Lead grey


OR GRANITO  
OR Granite

OS GRIGIO  
ARDESIA  
OS Slate grey

OH BLU NOTTE  
OH Night blue

OE NERO  
OE Black

## Pannelli in vetro stratificato verniciato lucido / Panels with glossy lacquered laminated glass



BL BIANCO  
BL White

CP CANAPA  
CP Canapa

OY CORDA  
OY Rope

TT TORTORA  
TT Turtle dove

FF CAFFÈ  
FF Coffee

MK MOKA  
MK Moka

PR PRUGNA  
PR Prune

GC GRIGIO  
CEMENTO  
GC Cement grey

GP GRIGIO  
PIOMBO  
GP Lead grey


GN GRANITO  
GN Granite

GA GRIGIO  
ARDESIA  
GA Slate grey

NI BLU NOTTE  
NI Night blue

NL NERO  
NL Black

## Pannelli in vetro trasparente / Panels with transparent glass




OT TRASPARENTE  
STRATIFICATO  
OT Transparent  
laminated

TB BRONZO  
TEMPERATO  
TB Tempered  
bronze

TR GRIGIO  
TEMPERATO  
TR Tempered grey

FD DARK FUMÉ  
TEMPERATO  
FD Tempered Dark  
smoky

## Pannelli in vetro riflettente / Panels with reflective glass



SS STOP SOL  
BRONZO  
SS Stop Sol bronze

SG STOP SOL  
GREY  
SG Stop Sol grey

## Pannelli in specchio / Panels with mirror



SP SPECCHIO  
NATURALE  
SP Mirror




Pannelli in vetro satinato / Panels with frosted glass



<b>ON ACIDATO NEUTRO STRATIFICATO</b> ON Laminated frosted neutral	<b>OD ACIDATO BRONZO TEMPERATO</b> OD Tempered frosted bronze	<b>OI ACIDATO GRIGIO TEMPERATO</b> OI Tempered frosted grey	<b>OG ACIDATO DARK GREY TEMPERATO</b> OG Tempered frosted dark grey	<b>GF GRAFITE STRATIFICATO</b> GF Laminated graphite	<b>CA CACAO STRATIFICATO</b> CA Laminated cacao	<b>GH GHIACCIO STRATIFICATO</b> GH Laminated Ice
--	---	---	---	--	---	---

Pannelli in vetro satinato decorato / Panels with decorated frosted glass



<b>V5 VIENNA SATINATO NEUTRO TEMPERATO</b> V5 Vienna frosted tempered neutral	<b>46 VIENNA SATINATO GRIGIO TEMPERATO</b> 46 Vienna frosted tempered grey	<b>47 VIENNA SATINATO BRONZO TEMPERATO</b> 47 Vienna frosted tempered bronze	<b>DL DURINI SATINATO NEUTRO TEMPERATO</b> DL Durini frosted tempered neutral	<b>DG DURINI SATINATO GRIGIO TEMPERATO</b> DG Durini frosted tempered grey	<b>DB DURINI SATINATO BRONZO TEMPERATO</b> DB Durini frosted tempered bronze	<b>WU WELTON SATINATO NEUTRO TEMPERATO</b> WU Welton frosted tempered neutral	<b>WR WELTON SATINATO GRIGIO TEMPERATO</b> WR Welton frosted tempered grey	<b>WZ WELTON SATINATO BRONZO TEMPERATO</b> WZ Welton frosted tempered bronze	<b>LU DORAL SATINATO NEUTRO TEMPERATO</b> LU Doral frosted tempered neutral	<b>LR DORAL SATINATO GRIGIO TEMPERATO</b> LR Doral frosted tempered grey	<b>LZ DORAL SATINATO BRONZO TEMPERATO</b> LZ Doral satin tempered bronze
---	--	--	---	--	--	---	--	--	---	--	--

Pannelli in vetro tessuto / Panels with fabric glass



<b>BI BLAIZE BIANCO VETRO NEUTRO</b> BI Blaize white neutral glass	<b>BN BLAIZE NICKEL VETRO NEUTRO</b> BN Blaize nickel neutral glass	<b>BF BLAIZE NICKEL VETRO FUMÉ</b> BF Blaize nickel smoky glass	<b>BB BLAIZE NICKEL VETRO BRONZO</b> BB Blaize nickel bronze glass	<b>ET EXNER TABACCO VETRO NEUTRO</b> ET Exner tabacco neutral glass	<b>EN EXNER TAUPE VETRO NEUTRO</b> EN Exner taupe neutral glass	<b>EF EXNER TABACCO VETRO FUMÉ</b> EF Exner tabacco smoky glass	<b>EB EXNER TABACCO VETRO BRONZO</b> EB Exner tabacco bronze glass
--	---	---	--	---	---	---	--



# CRISTAL

## Exclusive *plus*


Cristal è un sistema articolato di porte battenti, pannelli scorrevoli ed a scomparsa con requisiti formali e tecnologici unici. Un aspetto qualificante del programma è dato dalla possibilità di declinare gli elementi "su misura" con la vastissima gamma di finiture e vetri speciali in combinazioni che superano i limiti della produzione seriale e rendono le porte un esclusivo elemento d'arredo.

Cristal is a versatile and diversified system of swing doors, sliding panels and panels for pocket doors with unique shapes and technological characteristics. One significant aspect of this system is the possibility of having "made to order" elements in a wide range of finishes and with a selection of special kinds of glass. Available combinations go beyond the limits of assembly-line production, and make these doors into exclusive furnishing elements.

Cristal - это гибкая система распашных дверей, раздвижных панелей и панелей с уходом в стену, обладающих уникальными технологическими и эстетическими характеристиками. Отличительной особенностью этой линии является возможность сочетать элементы, изготовленные по индивидуальному заказу, с огромным количеством отделок и стекол, создавая комбинации, выходящие за пределы серийного производства и превращающие двери в эксклюзивный элемент интерьера.



MODULI SCORREVOLI / SLIDING PANELS CRISTAL  
STRUTTURA / STRUCTURE AM MATT ELECTROCOLOUR DARK BROWN ALUMINIUM  
PANNELLI / PANELS TB TRANSPARENT BRONZE GLASS



**PROFILO STRUTTURALE**  
Structural profile

**SPESSORE VETRO STRATIFICATO CM 0,3+0,3**  
Laminated glass thickness cm 0,3+0,3

cm 4,5



Max cm 120

Max  
cm 281,5



Max cm 140

Max  
cm 261,5





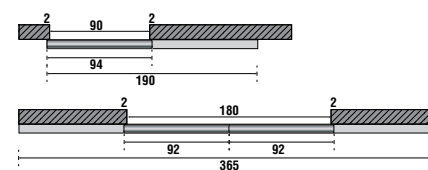

MODULI SCORREVOLI / *SLIDING PANELS* **CRISTAL**  
STRUTTURA / *STRUCTURE* **AL NATURAL ALUMINIUM**  
PANNELLI / *PANELS* **OT TRANSPARENT GLASS**

# Sistemi di scorrimento / Sliding systems


Travi di scorrimento a soffitto con mascherina 1 via  
One way ceiling sliding rails with visible closing cover



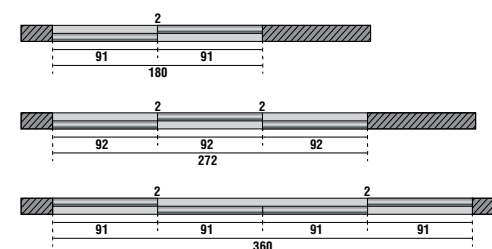

Travi di scorrimento ad incasso a soffitto a 1 via  
One way ceiling built-in sliding rail



Travi di scorrimento a soffitto con mascherina 2 vie  
Two way ceiling sliding rails with visible closing cover



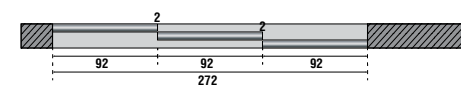

Travi di scorrimento ad incasso a soffitto a 2 vie  
Two way ceiling built-in sliding rail



Travi di scorrimento a soffitto con mascherina 3 vie  
Three way ceiling sliding rails with visible closing cover




Travi di scorrimento ad incasso a soffitto a 3 vie  
Three way ceiling built-in sliding rail

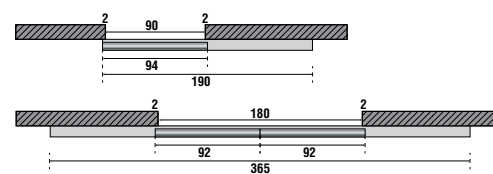






Travi di scorrimento a parete con mascherina 1 via  
One way wall sliding rails with visible closing cover



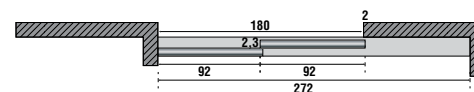

Travi di scorrimento a parete ad incasso 1 via  
One way wall built-in sliding rail



Travi di scorrimento a parete con mascherina 2 vie  
Two way wall sliding rails with visible closing cover



Travi di scorrimento a parete ad incasso 2 vie  
Two way wall built-in sliding rail





MODULI SCORREVOLI / *SLIDING PANELS* **CRISTAL**  
STRUTTURA / *STRUCTURE* **PL MATT PLATINUM ALUMINIUM**  
PANNELLI / *PANELS* **ET EXNER TOBACCO NEUTRAL GLASS**





LONGHI

## Cristal *handle*

La maniglia, realizzata su progetto Longhi, è espressamente dedicata al programma Cristal. La serratura miniaturizzata e brevettata è inglobata interamente nel montante della porta conferendole una pulizia formale ed estetica unica nel settore.

Finiture: cromato lucido e cromosatinato. Viene fornita sempre con nottolino di chiusura.

The handle, designed by Longhi, is manufactured specifically for the Cristal system. The patented miniature lock is completely encased in the doorjamb, giving the door a sleek, beautiful look that is unique in the industry.

Finishes: polished chrome and satin finish chrome. All doors come complete with lock.


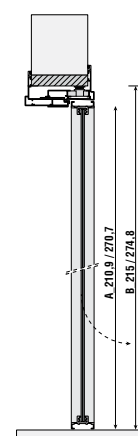
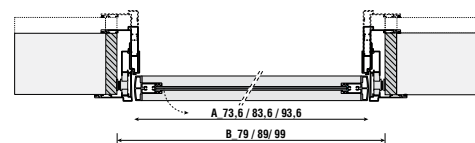
Ручка изготовлена по дизайну Longhi специально для системы Cristal. Защищенный патентом миниатюрный замок, полностью спрятанный в стойке двери, придает ей уникальную эстетическую чистоту.

Отделка: глянцевый хром и сатиновый хром. В комплект поставки входит защелка.

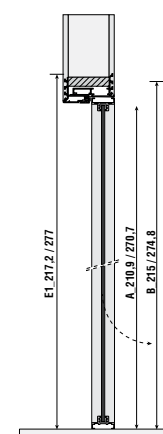
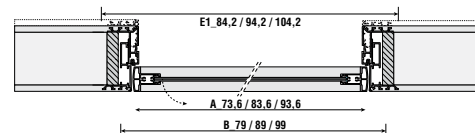
# Porta battente / Swing door



Porta battente con stipite piatto / Swing door with flat jamb




Porta battente con stipite Filomuro / Swing door with Filomuro jamb


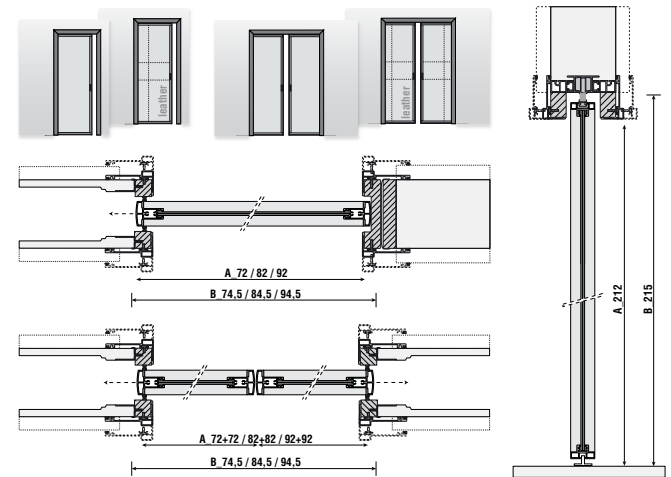


A\_Modulo / Panel - B\_Luce netta falsotelaio / Subframe measurement - E1\_Ingombro per riduzione spessore vano esterno / Dimensions for reducing the thickness of the external subframe

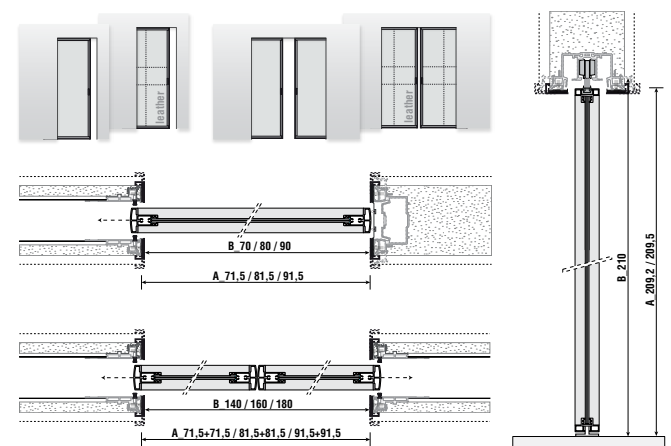
# Porta scorrevole a scomparsa / Pocket sliding door



Porta scorrevole a scomparsa con stipite piatto / Pocket sliding door with flat jamb



Porta scorrevole a scomparsa con stipite Free / Pocket sliding door with Free jamb









PORTA BATTENTE / SWING DOOR **CRISTAL**  
STIPITE / JAMB **FLAT**  
STRUTTURA / STRUCTURE **AL NATURAL ALUMINIUM**  
PANNELLI / PANELS **SP (NATURAL) DOUBLE MIRROR**

PORTA BATTENTE / SWING DOOR **CRISTAL**  
STIPITE / JAMB **FLAT**  
STRUTTURA / STRUCTURE **AM MATT ELECTROCOLOUR DARK BROWN ALUMINIUM**  
PANNELLI / PANELS **CA CACAO**



## Glass design

Eleganti toni di satinature e trasparenze disponibili nei colori: bronzo, grigio e neutro.

Elegant shades of frosted and transparent glass available in bronze, grey and neutral color.

Элегантные оттенки матированных и прозрачных стекол: бронзовый, серый и нейтральный.



V5 VIENNA SATINATO  
NEUTRO TEMPERATO  
V5 Vienna frosted  
tempered neutral




46 VIENNA SATINATO  
GRIGIO TEMPERATO  
46 Vienna frosted  
tempered grey



47 VIENNA SATINATO  
BRONZO TEMPERATO  
47 Vienna frosted  
tempered bronze



DL DURINI SATINATO  
NEUTRO TEMPERATO  
DL Durini frosted  
tempered neutral




DG DURINI SATINATO  
GRIGIO TEMPERATO  
DG Durini frosted  
tempered grey




DB DURINI SATINATO  
BRONZO TEMPERATO  
DB Durini frosted  
tempered bronze




WU WELTON SATINATO  
NEUTRO TEMPERATO  
WU Welton frosted  
tempered neutral




WR WELTON SATINATO  
GRIGIO TEMPERATO  
WR Welton frosted  
tempered grey




WZ WELTON SATINATO  
BRONZO TEMPERATO  
WZ Welton frosted  
tempered bronze



LU DORAL SATINATO  
NEUTRO TEMPERATO  
LU Doral frosted  
tempered neutral



LR DORAL SATINATO  
GRIGIO TEMPERATO  
LR Doral frosted  
tempered grey



LZ DORAL SATINATO  
BRONZO TEMPERATO  
LZ Doral frosted  
tempered bronze



## Suede *soft-touch*

La piacevole sensazione del camoscio racchiusa in una leggera struttura d'alluminio. Camoscio nei colori a campionario.

The pleasant feel of suede encased in a light aluminium frame. Suede in sample colors.

Приятное ощущение замши, заключенное в легкую алюминиевую конструкцию. Цвета замши согласно набору образцов.



# Maniglia Cristal / Cristal handle



Chiusura con nottolino / Latch closure.

## Finitura struttura maniglia / Handle structure finish




CL CROMATO LUCIDO  
CL Polished chrome



CS CROMOSATINATO  
CS Satin chrome

## Struttura e stipiti in alluminio / Aluminium structure and jambs



PL PLATINO OPACO PL Matt platinum	I2 ELETTROCOLORE MORO BRILLANTE I2 Bright electrocolour dark brown	I1 ALLUMINIO BRILLANTE I1 Bright aluminium	AM ELETTROCOLORE MORO OPACO AM Matt electrocolour dark brown	AL ANODIZZATO NATURALE AL Natural anodised aluminium
---	--	---	--	---


## Struttura e stipiti laccati opachi / Matt lacquered structure and jambs



ON BIANCO ON White	OP CANAPA OP Canapa	OD CORDA OD Rope	OU TORTORA OU Turtle dove	OF CAFFÈ OF Coffee	OM MOKA OM Moka	OQ PRUGNA OQ Prune	OG GRIGIO CEMENTO OG Cement grey	OJ GRIGIO PIOMBO OJ Lead grey	OR GRANITO OR Granite	OS GRIGIO ARDESIA OS Slate grey	OH BLU NOTTE OH Night blue	OE NERO OE Black
-----------------------	------------------------	---------------------	------------------------------	-----------------------	--------------------	-----------------------	--	-------------------------------------	--------------------------	---------------------------------------	-------------------------------	---------------------

# Finiture Cristal / Cristal sample finishes

## Pannelli in vetro stratificato verniciato lucido / Panels with glossy lacquered laminated glass




<b>BL BIANCO</b> BL White	<b>CP CANAPA</b> CP Canapa	<b>OY CORDA</b> OY Rope	<b>TT TORTORA</b> TT Turtle dove	<b>FF CAFFÈ</b> FF Coffee	<b>MK MOKA</b> MK Moka	<b>PR PRUGNA</b> PR Prune	<b>GC GRIGIO CEMENTO</b> GC Cement grey	<b>GP GRIGIO PIOMBO</b> GP Lead grey	<b>GN GRANITO</b> GN Granite	<b>GA GRIGIO ARDESIA</b> GA Slate grey	<b>NI BLU NOTTE</b> NI Night blue	<b>NL NERO</b> NL Black
------------------------------	-------------------------------	----------------------------	-------------------------------------	------------------------------	---------------------------	------------------------------	--	---	---------------------------------	---	--------------------------------------	----------------------------

## Pannelli in vetro satinato / Panels with frosted glass




<b>ON ACIDATO NEUTRO STRATIFICATO</b> ON Laminated frosted neutral	<b>OD ACIDATO BRONZO TEMPERATO</b> OD Tempered frosted bronze	<b>OI ACIDATO GRIGIO TEMPERATO</b> OI Tempered frosted grey	<b>OG ACIDATO DARK GREY TEMPERATO</b> OG Tempered frosted dark grey	<b>GF GRAFITE STRATIFICATO</b> GF Laminated graphite	<b>CA CACAO STRATIFICATO</b> CA Laminated cacao	<b>GH GHIACCIO STRATIFICATO</b> GH Laminated Ice
---	--	--	--	---	--	---

## Pannelli in vetro riflettente e specchio / Panels with reflective glass and mirror




<b>SS STOP SOL BRONZO</b> SS Stop Sol bronze	<b>SG STOP SOL GREY</b> SG Stop Sol grey	<b>SP SPECCHIO NATURALE</b> SP Mirror
---	---	--

## Pannelli in vetro satinato decorato / Panels with decorated frosted glass




<b>V5 VIENNA SATINATO NEUTRO TEMPERATO</b> V5 Vienna frosted tempered neutral	<b>46 VIENNA SATINATO GRIGIO TEMPERATO</b> 46 Vienna frosted tempered grey	<b>47 VIENNA SATINATO BRONZO TEMPERATO</b> 47 Vienna frosted tempered bronze	<b>DL DURINI SATINATO NEUTRO TEMPERATO</b> DL Durini frosted tempered neutral	<b>DG DURINI SATINATO GRIGIO TEMPERATO</b> DG Durini frosted tempered grey	<b>DB DURINI SATINATO BRONZO TEMPERATO</b> DB Durini frosted tempered bronze	<b>WU WELTON SATINATO NEUTRO TEMPERATO</b> WU Welton frosted tempered neutral	<b>WR WELTON SATINATO GRIGIO TEMPERATO</b> WR Welton frosted tempered grey	<b>WZ WELTON SATINATO BRONZO TEMPERATO</b> WZ Welton frosted tempered bronze	<b>LU DORAL SATINATO NEUTRO TEMPERATO</b> LU Doral frosted tempered neutral	<b>LR DORAL SATINATO GRIGIO TEMPERATO</b> LR Doral frosted tempered grey	<b>LZ DORAL SATINATO BRONZO TEMPERATO</b> LZ Doral satin tempered bronze
--	---	---	--	---	---	--	---	---	--	---	---

## Pannelli in vetro tessuto / Panels with fabric glass



<b>BI BLAIZE BIANCO VETRO NEUTRO</b> BI Blaize white neutral glass	<b>BN BLAIZE NICKEL VETRO NEUTRO</b> BN Blaize nickel neutral glass	<b>BF BLAIZE NICKEL VETRO FUMÈ</b> BF Blaize nickel smoky glass	<b>BB BLAIZE NICKEL VETRO BRONZO</b> BB Blaize nickel bronze glass	<b>ET EXNER TABACCO VETRO NEUTRO</b> ET Exner tobacco neutral glass	<b>EN EXNER TAUPÈ VETRO NEUTRO</b> EN Exner taupe neutral glass	<b>EF EXNER TABACCO VETRO FUMÈ</b> EF Exner tobacco smoky glass	<b>EB EXNER TABACCO VETRO BRONZO</b> EB Exner tobacco bronze glass
---	--	--	---	--	--	--	---

## Pannelli in vetro trasparente / Panels with transparent glass



<b>OT TRASPARENTE STRATIFICATO</b> OT Transparent laminated	<b>TB BRONZO TEMPERATO</b> TB Tempered bronze	<b>TR GRIGIO TEMPERATO</b> TR Tempered grey	<b>FD DARK FUMÈ TEMPERATO</b> FD Tempered Dark smoky
--	--	--	---

## Pannelli in camoscio cat. "Suede" / Panels with suede cat. "Suede"



<b>C3 P.3 SUEDE CIPRIA 120</b> C3 P.3 Suede powder 120	<b>C6 P.3 SUEDE SABBIA 0111</b> C6 P.3 Suede sand 0111	<b>C4 P.3 SUEDE TORTORA 311</b> C4 P.3 Suede turtle dove 311	<b>C5 P.3 SUEDE TESTA DI MORO 3085</b> C5 P.3 Suede dark brown 3085	<b>C8 P.3 SUEDE GRIGIO GHIACCIO 08085</b> C8 P.3 Suede ice grey 08085	<b>C7 P.3 SUEDE GRIGIO 1011</b> C7 P.3 Suede grey 1011	<b>RG P.3 SUEDE ROYAL GREY 08051</b> RG P.3 Suede Royal Grey 08051	<b>C9 P.3 SUEDE BLU 714</b> C9 P.3 Suede blue 714	<b>C1 P.3 SUEDE NERO 811</b> C1 P.3 Suede black 811	<b>C2 P.3 SUEDE AZZURRO 719</b> C2 P.3 Suede light blue 719
---	---	---	--	--	---	---	--	--	--





# ALLEY

## Distinctive *shapes*

Una collezione di porte e sistemi scorrevoli dal lusso internazionale, attenta al dettaglio e alle finiture. Vanta materiali eleganti applicati a forme pure e caratterizzanti. Realizzata per incontrare, insieme alla boiserie Heritage, le più varie esigenze di progetto completamente su misura.

A collection of doors and sliding partitions with international appeal and carefully selected details and finishes. Elegant materials applied to pure, distinctive forms. Created to respond to the most diverse customised project needs, along with the Heritage boiserie.

Коллекция дверей и раздвижных систем, отличающаяся международной роскошью, вниманием к деталям и отделке, в которой элегантные материалы сочетаются с чистыми и особыми формами. Коллекция создана для удовлетворения вместе с буазери Heritage самых разнообразных потребностей проектов, реализуемых полностью по индивидуальному заказу.





MODULI SCORREVOLI / *SLIDING PANELS* **ALLEY**  
STRUTTURA / *STRUCTURE* **WHITE LACQUERED**  
PROFILI ALLUMINIO / *ALUMINIUM PROFILES* **0C BRIGHT GOLD**  
INSERTO IN VETRO / *GLASS PANE* **SS STOP SOL BRONZE**  
INSERTI MANIGLIA / *HANDLE INSERT* **0A BRASS FUSION**









ALLEY







MODULI SCORREVOLI / *SLIDING PANELS* **ALLEY**  
STRUTTURA / *STRUCTURE* **DARK STAINED MAHOGANY**  
PROFILI ALLUMINIO / *ALUMINIUM PROFILES* **12 BRIGHT ELECTROCOLOUR DARK BROWN**  
INSERTO IN VETRO / *GLASS PANES* **SS STOP SOL BRONZE**  
INSERTI MANIGLIA / *HANDLE INSERT* **K2 P.18 CAT. "COCCO DELUXE" 748**

# Sistemi di scorrimento / Sliding systems

Travi di scorrimento a soffitto con mascherina sagomata in legno 1 via  
One way ceiling sliding rails with wooden shaped visible closing cover



Travi di scorrimento a parete con mascherina sagomata in legno 1 via  
One way wall sliding rails with wooden shaped visible closing cover



Travi di scorrimento a soffitto con mascherina 1 via  
One way ceiling sliding rails with visible closing cover



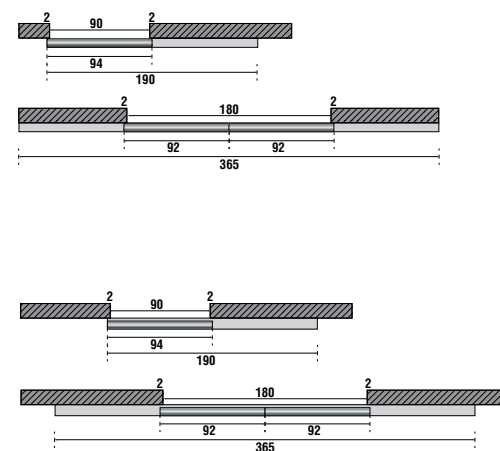
Travi di scorrimento a parete con mascherina 1 via  
One way wall sliding rails with visible closing cover



Travi di scorrimento ad incasso a soffitto a 1 via  
One way ceiling built-in sliding rails



Travi di scorrimento a parete ad incasso 1 via  
One way wall built-in sliding rails



Travi di scorrimento a soffitto con mascherina sagomata in legno 2 vie  
Two way ceiling sliding rails with wooden shaped visible closing cover



Travi di scorrimento a parete con mascherina sagomata in legno 2 vie  
Two way wall sliding rails with wooden shaped visible closing cover



Travi di scorrimento a soffitto con mascherina 2 vie  
Two way ceiling sliding rails with visible closing cover



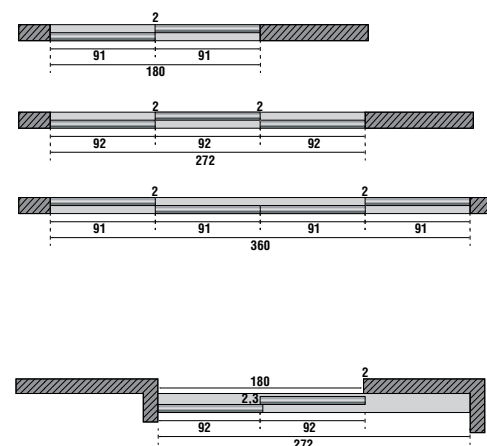
Travi di scorrimento a parete con mascherina 2 vie  
Two way wall sliding rails with visible closing cover



Travi di scorrimento ad incasso a soffitto a 2 vie  
Two way ceiling built-in sliding rails



Travi di scorrimento a parete ad incasso 2 vie  
Two way wall built-in sliding rails








ALLEY



MODULI SCORREVOLI / *SLIDING PANELS ALLEY*  
STRUTTURA / *STRUCTURE DARK STAINED MAHOGANY*  
PROFILI ALLUMINIO / *ALUMINIUM PROFILES I2 BRIGHT ELECTROCOLOUR DARK BROWN*  
INSERTO IN VETRO / *GLASS PANES SS STOP SOL BRONZE*  
INSERTI MANIGLIA / *HANDLE INSERT K2 P.18 CAT. "COCCO DELUXE" 748*  
BOISERIE ENDLESS / *ENDLESS BOISERIE C5 P.3 CAT. "SUEDE" 3085*





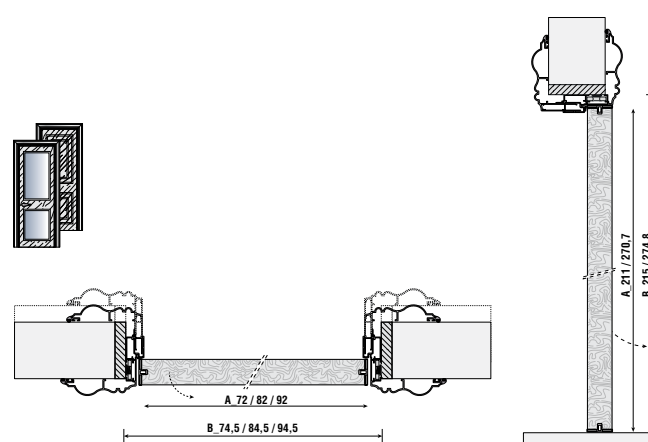
PORTA BATTENTE / SWING DOOR ALLEY  
STIPITE / JAMB ALLEY  
STRUTTURA / STRUCTURE DARK STAINED MAHOGANY  
PROFILI ALLUMINIO / ALUMINIUM PROFILES 12 BRIGHT ELECTROCOLOUR DARK BROWN  
INSERTO IN VETRO / GLASS PANES SS STOP SOL BRONZE  
INSERTI MANIGLIA / HANDLE INSERT FR FRAPPUCCINO MARBLE




# Porta battente e scorrevole a scomparsa / Swing and pocket sliding door



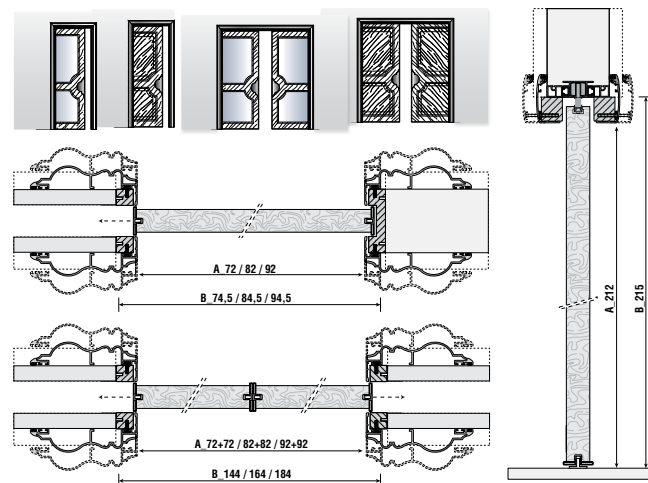
Porta battente con stipite Alley / Swing door with Alley jamb



ALLEY



Porta scorrevole a scomparsa con stipite Alley / Pocket sliding door with Alley jamb



PORTA BATTENTE / SWING DOOR **ALLEY**  
STIPITE / JAMB **ALLEY**  
STRUTTURA / STRUCTURE **WHITE LACQUERED WITH GOLD PROFILES**  
PROFILI ALLUMINIO / ALUMINIUM PROFILES **OC BRIGHT GOLD**  
INSERTO IN VETRO / GLASS PANES **SS STOP SOLI BRONZE**  
INSERTI MANIGLIA / HANDLE INSERT **FR FRAPPUCCINO MARBLE**





## Handle *and jamb*

La maniglia, realizzata su progetto di Giuseppe Iasparra, è espressamente dedicata al programma Alley. La particolare forma chiude in essa materiali opulenti, marmi, onici o morbide pelli. Lo stipite, invece, è la rilettura moderna di uno stile Neoclassico, morbido nel tratto, curvilineo fa risplendere una casa deluxe. Alley è un progetto completo dove la tradizione incontra un design rigoroso creando un'assoluta armonia di stile. Dona ancora più vigore la seconda finitura scelta per presentare la boiserie: il mogano tinto scuro.


The handle, designed by Giuseppe Iasparra, is expressly dedicated to the Alley line. Its particular shape encloses opulent materials such as marble, onyx or soft leathers. The jamb, on the other hand, is a modern version of Neoclassical style with a soft curved shape that gives splendour to the deluxe home. Alley is a complete project where tradition encounters rigorous design to create an absolute harmony of style. The second finish chosen to present the boiserie wall covering gives even more strength: dark stained mahogany.

Ручка изготовлена по проекту Джузеппе Яспарры специально для системы Alley. Особая форма скрывает в ней богатые материалы, мрамор, оникс или мягкую кожу. Дверная коробка, отличающаяся мягкими изогнутыми линиями, представляет собой современную интерпретацию неоклассицизма и придает особый блеск роскошному интерьеру. Alley – это совершенный проект, где традиция сочетается со строгим дизайном, создавая абсолютную гармонию стиля. Еще большую энергию придает вторая отделка буазери - красное дерево, тонированное в темный цвет.



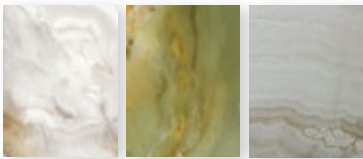
## Inserti maniglia / Handle inserts

### Inserto marmo / Marble insert




<b>EK EMPERADOR DARK</b> EK Emperador Dark	<b>CG CALACATTA GOLD</b> CG Calacatta Gold	<b>PN PALISSANDRO ONICIATO</b> PN Shale rosewood marble	<b>PB AGATHA BLACK</b> PB Agatha Black	<b>SW SILVER WAVE</b> SW Silver Wave	<b>ED ELEGANT BROWN</b> ED Elegant Brown	<b>FR FRAPPUCCINO</b> FR Frappuccino	<b>BA BARDIGLIO NUVOLATO</b> BA Bardiglio Nuvolato	<b>RV ROSSO LEVANTO</b> RV Rosso Levanto
---	---	--	---	---	---	---	---	---

### Inserto onice / Onyx insert




<b>OB ONICE BIANCO</b> OB White onyx	<b>OV ONICE VERDE</b> OV Green onyx	<b>OI ONICE AVORIO</b> OI Ivory onyx
---	--	---

### Inserto in fusione / Fusion insert




<b>OA FUSIONE OTTONE</b> OA Brass fusion	<b>FC FUSIONE ALLUMINIO CROMATO</b> FC Chromed aluminium fusion
---	--

### Inserto in pelle cat. "Cocco Deluxe" e "Special Cocco" / Insert with leather cat. "Cocco Deluxe" and "Special Cocco"



<b>K1 P.18 COCCO DELUXE AVORIO 848</b> K1 P.18 Cocco Deluxe ivory 848	<b>K2 P.18 COCCO DELUXE TESTA DI MORO 748</b> K2 P.18 Cocco Deluxe Dark Brown 748	<b>K3 P.18 COCCO DELUXE ANTRACITE 746</b> K3 P.18 Cocco Deluxe Charcoal 746	<b>KS P.15 SPECIAL COCCO 105</b> KS P.15 Special Cocco 105
--	--	--	---

### Inserto in pelle lucida cat. "Supreme" / Insert with glossy leather cat. "Supreme"



<b>S1 P.6 SUPREME LATTE 1015</b> S1 P.6 Supreme milk 1015	<b>S2 P.6 SUPREME SABBIA 1013</b> S2 P.6 Supreme sand 1013	<b>S3 P.6 SUPREME SUGHERO 1010</b> S3 P.6 Supreme Cork 1010	<b>S4 P.6 SUPREME MOGANO 1001</b> S4 P.6 Supreme mahogany 1001	<b>S5 P.6 SUPREME CASTAGNO 1002</b> S5 P.6 Supreme chestnut 1002	<b>S6 P.6 SUPREME MORO 1004</b> S6 P.6 Supreme dark brown 1004
--	---	--	---	---	---

### Inserto in camoscio cat. "Suede" / Insert with suede cat. "Suede"



<b>C3 P.3 SUEDE CIPRIA 120</b> C3 P.3 Suede powder 120	<b>C6 P.3 SUEDE SABBIA 0111</b> C6 P.3 Suede sand 0111	<b>C4 P.3 SUEDE TORTORA 311</b> C4 P.3 Suede turtle dove 311	<b>C5 P.3 SUEDE TESTA DI MORO 3085</b> C5 P.3 Suede dark brown 3085	<b>C8 P.3 SUEDE GRIGIO GHIACCIO 08085</b> C8 P.3 Suede ice grey 08085	<b>C7 P.3 SUEDE GRIGIO 1011</b> C7 P.3 Suede grey 1011	<b>RG P.3 SUEDE ROYAL GREY 08051</b> RG P.3 Suede Royal Grey 08051	<b>C9 P.3 SUEDE BLU 714</b> C9 P.3 Suede blue 714	<b>C1 P.3 SUEDE NERO 811</b> C1 P.3 Suede black 811	<b>C2 P.3 SUEDE AZZURRO 719</b> C2 P.3 Suede light blue 719
---	---	---	--	--	---	---	--	--	--


## Finiture Alley / Alley sample finishes



Laccato bianco (con profili oro) / Lacquered white (with gold profiles)




Laccato bianco (senza profili oro) / Lacquered white (without gold profiles)



Mogano tinto scuro / Dark stained mahogany



Struttura e stipiti in alluminio / Aluminium structure and jambs




<b>BR BRONZO SATINATO OPACO</b> BR Matt Satined Bronze	<b>CH ORO CHAMPAGNE BRILLANTE</b> CH Champagne bright gold	<b>OC ORO BRILLANTE</b> OC Bright gold	<b>I2 ELETTROCOLORE MORO BRILLANTE</b> I2 Bright electrocolour dark brown	<b>I1 ALLUMINIO BRILLANTE</b> I1 Bright aluminium	<b>GB BIANCO LUCIDO</b> GB Glossy white
---	---	---	--	--	--

Struttura e stipiti laccati opachi / Matt lacquered structure and jambs




<b>ON BIANCO</b> ON White	<b>OP CANAPA</b> OP Canapa	<b>OD CORDA</b> OD Rope	<b>OU TORTORA</b> OU Turtle dove	<b>OF CAFFÈ</b> OF Coffee	<b>OM MOKA</b> OM Moka	<b>OQ PRUGNA</b> OQ Prune	<b>OG GRIGIO CEMENTO</b> OG Cement grey	<b>OJ GRIGIO PIOMBO</b> OJ Lead grey	<b>OR GRANITO</b> OR Granite	<b>OS GRIGIO ARDESIA</b> OS Slate grey	<b>OH BLU NOTTE</b> OH Night blue	<b>OE NERO</b> OE Black
------------------------------	-------------------------------	----------------------------	-------------------------------------	------------------------------	---------------------------	------------------------------	--	---	---------------------------------	---	--------------------------------------	----------------------------

Pannelli in vetro stratificato verniciato lucido / Panels with glossy lacquered laminated glass




<b>BL BIANCO</b> BL White	<b>CP CANAPA</b> CP Canapa	<b>OY CORDA</b> OY Rope	<b>TT TORTORA</b> TT Turtle dove	<b>FF CAFFÈ</b> FF Coffee	<b>MK MOKA</b> MK Moka	<b>PR PRUGNA</b> PR Prune	<b>GC GRIGIO CEMENTO</b> GC Cement grey	<b>GP GRIGIO PIOMBO</b> GP Lead grey	<b>GN GRANITO</b> GN Granite	<b>GA GRIGIO ARDESIA</b> GA Slate grey	<b>NI BLU NOTTE</b> NI Night blue	<b>NL NERO</b> NL Black
------------------------------	-------------------------------	----------------------------	-------------------------------------	------------------------------	---------------------------	------------------------------	--	---	---------------------------------	---	--------------------------------------	----------------------------

Pannelli in vetro satinato / Panels with frosted glass




<b>ON ACIDATO NEUTRO STRATIFICATO</b> ON Laminated frosted neutral	<b>OD ACIDATO BRONZO TEMPERATO</b> OD Tempered frosted bronze	<b>OI ACIDATO GRIGIO TEMPERATO</b> OI Tempered frosted grey	<b>OG ACIDATO DARK GREY TEMPERATO</b> OG Tempered frosted dark grey
---	--	--	--

Pannelli in vetro trasparente / Panels with transparent glass



<b>TB BRONZO TEMPERATO</b> TB Tempered bronze	<b>TR GRIGIO TEMPERATO</b> TR Tempered grey	<b>FD DARK FUMÉ TEMPERATO</b> FD Tempered Dark smoky
--	--	---

Pannelli in vetro riflettente / Panels with reflective glass



<b>SS STOP SOL BRONZO</b> SS Stop Sol bronze	<b>SG STOP SOL GREY</b> SG Stop Sol grey
---	---



# LORD

## Contemporary *living*

Porta caratterizzata dall'accurata ricerca di materiali e finiture: il Sucupira Luxury opaco, il rovere thermo-smoked, il larice scolpito laccato, il rivestimento in camoscio o in pelle e il poliestere lucido brillante rendono Lord protagonista del living contemporaneo. L'esclusivo design della maniglia Longhi è abbinato a una serratura magnetica, disponibile con o senza nottolino di chiusura oppure con chiave.

This door epitomizes the quest for just the right materials and finishes. The matt Sucupira Luxury, thermo smoked oak, carved lacquered larch, suede or leather upholstery and shiny polyester make "Lord" an icon of contemporary living. The exclusive LONGHI handle design is paired with a magnetic latch, available with or without locking mechanism or with key.

Дверь отличается огромное внимание к материалам и отделке. Матовая Sucupira Luxury, копченый дуб, структурная лиственница с лаковым покрытием, замшевая или кожаная обивка и блестящее полиэфирное лаковое покрытие делают дверь Lord главным действующим лицом современного интерьера. Эксклюзивный дизайн ручки Longhi сочетается с магнитным замком, который может выполняться с защелкой или без нее или оснащаться ключом.





LORD - WOOD

PORTA BATTENTE / SWING DOOR **LORD**  
STIPITE / JAMB **FILMORO**  
STRUTTURA / STRUCTURE **AL NATURAL ALUMINIUM**  
PANNELLI / PANELS **BP GLOSSY LACQUERED WHITE POLYESTER**





## Sucupira *luxury*

Fantastica essenza di legno, il Sucupira ha come principali caratteristiche la durezza e la fitta venatura. Trattato con la finitura Luxury trasparente dona al materiale elevatissima morbidezza ed un tono vellutato. Una prodotto elegante e ricercato che vanta caratteristiche decisamente interessanti per un design dai tratti speciali, dall'effetto aptico.

The lovely wood, Sucupira, has two main characteristics: hardness and marked grain. Treated with a transparent Luxury finish, the wood shows extreme softness and a velvety tone. This elegant product provides very interesting features for a design with special traits and unexpected haptic effects.

Sucupira – это удивительная порода древесины, которая отличается твердостью и густой сетью прожилок. Прозрачная отделка Luxury придает ей необыкновенную мягкость и бархатистость. Это элегантный и изысканный материал с очень интересными характеристиками, позволяющими создавать особенные дизайнерские решения с осязательным эффектом.







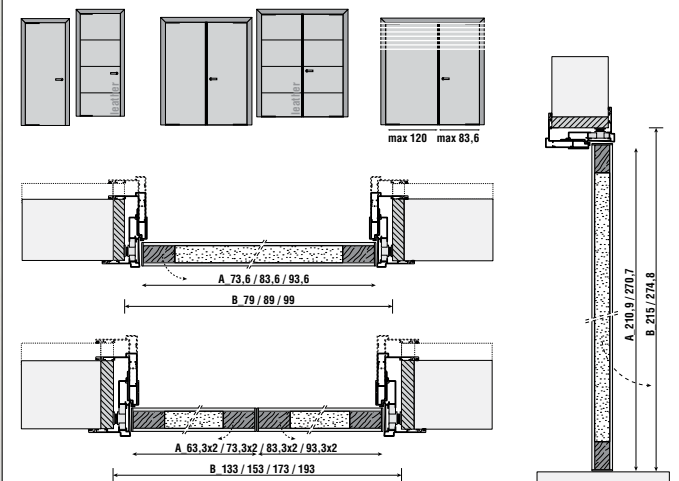
PORTA BATTENTE / *SWING DOOR* **LORD**  
STIPITE / *JAMB* **FLAT**  
STRUTTURA / *STRUCTURE* **AM MATT ELECTROCOLOUR DARK BROWN ALUMINIUM**  
PANNELLI / *PANELS* **TS SMOKED OAK**

PORTA BATTENTE / *SWING DOOR* **LORD**  
STIPITE / *JAMB* **FLAT**  
STRUTTURA / *STRUCTURE* **AL NATURAL ALUMINIUM**  
PANNELLI / *PANELS* **WL WHITE LARCH**

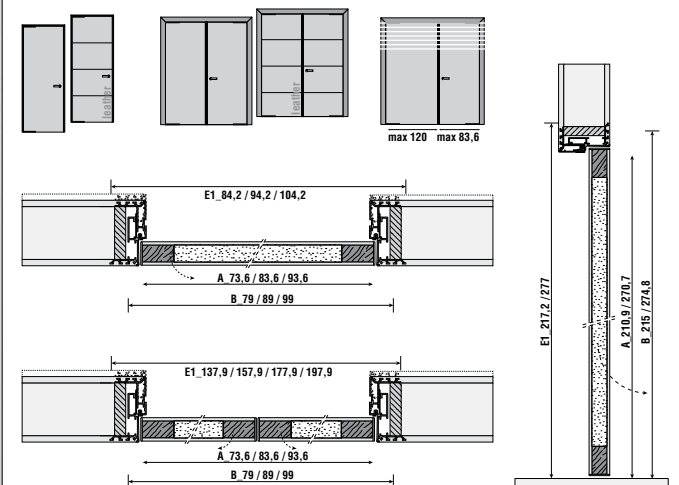
# Porta battente / Swing door



Porta battente con stipite piatto / Swing door with flat jamb



Porta battente con stipite Filomuro / Swing door with Filomuro jamb

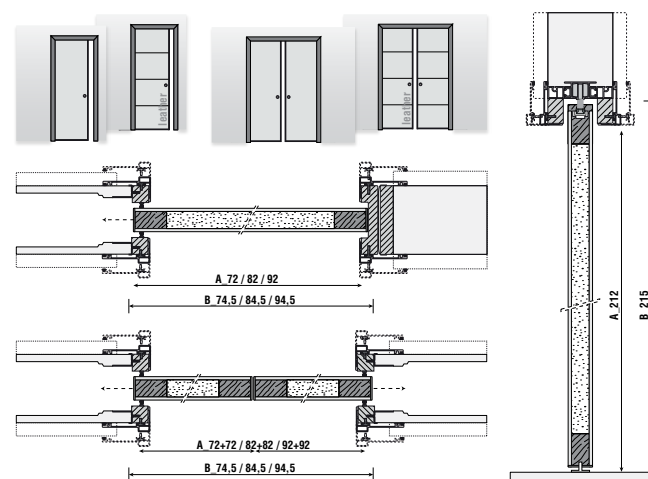


A\_Modulo / Panel - B\_Luce netta falsotelaio / Subframe measurement - E1\_Ingombro per riduzione spessore vano esterno / Dimensions for reducing the thickness of the external subframe

# Porta scorrevole a scomparsa / Pocket sliding door



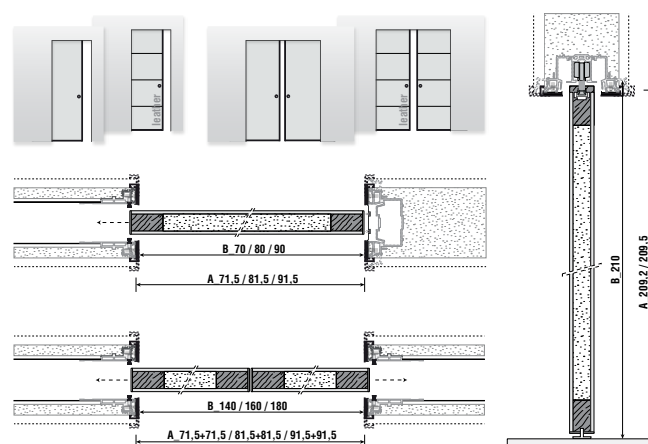
Porta scorrevole a scomparsa con stipite piatto / Pocket sliding door with flat jamb



LORD - WOOD



Porta scorrevole a scomparsa con stipite Free / Pocket sliding door with Free jamb





PORTA BATTENTE / SWING DOOR **LORD**  
STIPE / JAMB **FILOMURO**  
STRUTTURA / STRUCTURE **AL NATURAL ALUMINIUM**  
PANNELLI / PANELS **C4 P.3 CAT. "SUEDE" 311**



# Maniglia Lord / Lord handle



Finitura struttura maniglia / Handle structure finish




CL CROMATO LUCIDO  
CL Polished chrome



CS CROMOSATINATO  
CS Satin chrome

Serratura magnetica. Chiusura semplice, con nottolino o con chiave / Magnetic lock. Simple closure, with latch or key.

Stipite in alluminio / Aluminium jamb



AL ANODIZZATO NATURALE AL Natural anodised aluminium	AMELETTROCOLORE MORO OPACO AM Matt electrocolour dark brown	I2 ELETTROCOLORE MORO BRILLANTE I2 Bright electrocolour dark brown	I1 ALLUMINIO BRILLANTE I1 Bright aluminium
---	---	--	---

Stipiti laccati opachi / Matt lacquered jambs



ON BIANCO ON White	OP CANAPA OP Canapa	OD CORDA OD Rope	OU TORTORA OU Turtle dove	OF CAFFÈ OF Coffee	OM MOKA OM Moka	OQ PRUGNA OQ Prune	OG GRIGIO CEMENTO OG Cement grey	OJ GRIGIO PIOMBO OJ Lead grey	OR GRANITO OR Granite	OS GRIGIO ARDESIA OS Slate grey	OH BLU NOTTE OH Night blue	OE NERO OE Black
-----------------------	------------------------	---------------------	------------------------------	-----------------------	--------------------	-----------------------	--	-------------------------------------	--------------------------	---------------------------------------	-------------------------------	---------------------


# Finiture Lord / Lord sample finishes

## Pannelli in poliestere lucido / Panel with glossy polyester



BP POLIESTERE BIANCO BP White polyester	NP POLIESTERE CANAPA NP Canapa polyester	DP POLIESTERE CORDA DP Rope polyester	TP POLIESTERE TORTORA TP Turtle dove polyester	FP POLIESTERE CAFFÈ FP Coffee polyester	KP POLIESTERE MOKA KP Moka polyester	PP POLIESTERE PRUGNA PP Prune polyester	EP POLIESTERE GRIGIO CEMENTO EP Cement grey polyester	IP POLIESTERE GRIGIO PIOMBO IP Lead grey polyester	JP POLIESTERE GRANITO JP Granite polyester	OP POLIESTERE GRIGIO ARDESIA OP Slate grey polyester	HP POLIESTERE BLU NOTTE HP Night blue polyester	RP POLIESTERE NERO RP Black polyester	PO POLIESTERE COLORE RAL PO Polyester RAL colour on request
---	--	---	--	---	--	---	---	--	--	--	---	---	---

## Pannelli in legno / Wooden panel




TS ROVERE THERMO TS Smoked oak	L9 SUCUPIRA LUXURY OPACO L9 Matt Luxory Sucupira	L4 ECOWOOD EBANO L4 EcoWood ebony	L8 ECOWOOD ROVERE MORO L8 EcoWood dark brown oak	L1 ECOWOOD NOCE CANALETTO L1 EcoWood Canaletto walnut
--------------------------------------	--	---	--	---

## Pannelli in larice laccato / Panel with lacquered larch



WL LARICE BIANCO WL White larch	CQ LARICE CANAPA CQ Canapa larch	RL LARICE CORDA RL Rope larch	TL LARICE TORTORA TL Turtle dove larch	FL LARICE CAFFÈ FL Coffee larch	ML LARICE MOKA ML Moka larch	EL LARICE PRUGNA EL Prune larch	YL LARICE GRIGIO CEMENTO YL Cement grey larch	IL LARICE GRIGIO PIOMBO IL Lead grey larch	LL LARICE GRANITO LL Granite larch	GL LARICE GRIGIO ARDESIA GL Slate grey larch	HL LARICE BLU NOTTE HL Night blue larch	KL LARICE NERO KL Black larch	00 LARICE COLORE RAL 00 Larch RAL colour on request
---------------------------------------	--	----------------------------------	--	------------------------------------	---------------------------------	---------------------------------------	---	--	--	--	---	----------------------------------	---

## Pannelli rivestiti in pelle lucida cat. "Supreme" / Panel covered in glossy leather cat. "Supreme"



S1 P.6 SUPREME LATTE 1015 S1 P.6 Supreme milk 1015	S2 P.6 SUPREME SABBIA 1013 S2 P.6 Supreme sand 1013	S3 P.6 SUPREME SUGHERO 1010 S3 P.6 Supreme Cork 1010	S4 P.6 SUPREME MOGANO 1001 S4 P.6 Supreme mahogany 1001	S5 P.6 SUPREME CASTAGNO 1002 S5 P.6 Supreme chestnut 1002	S6 P.6 SUPREME MORO 1004 S6 P.6 Supreme dark brown 1004
--	---	--	---	---	---

## Pannelli rivestiti in camoscio cat. "Suede" / Panel covered in suede cat. "Suede"



C3 P.3 SUEDE CIPRIA 120 C3 P.3 Suede powder 120	C6 P.3 SUEDE SABBIA 0111 C6 P.3 Suede sand 0111	C4 P.3 SUEDE TORTORA 311 C4 P.3 Suede turtle dove 311	C5 P.3 SUEDE TESTA DI MORO 3085 C5 P.3 Suede dark brown 3085	C8 P.3 SUEDE GRIGIO GHIACCIO 08085 C8 P.3 Suede ice grey 08085	C7 P.3 SUEDE GRIGIO 1011 C7 P.3 Suede grey 1011	RG P.3 SUEDE ROYAL GREY 08051 RG P.3 Suede Royal Grey 08051	C9 P.3 SUEDE BLU 714 C9 P.3 Suede blue 714	C1 P.3 SUEDE NERO 811 C1 P.3 Suede black 811	C2 P.3 SUEDE AZZURRO 719 C2 P.3 Suede light blue 719
---	---	---	--	--	---	---	--	--	--





# WOOD

## Traditional *look*

Wood è una tradizionale ed elegante porta battente in legno. Molto accurata è la scelta dei materiali e la venatura orizzontale delle essenze: Sucupira Luxury opaco, EcoWood ebano, EcoWood noce Canaletto e EcoWood rovere moro. Un'altra finitura presente nella collezione è il laccato opaco a poro aperto nei colori a campionario.

Wood is the name of an elegant, traditional wooden door. The choice of materials and the horizontal grain of matt Sucupira Luxury, EcoWood ebony, EcoWood Canaletto walnut or EcoWood dark oak is an essential element. Another finish available in the collection is matt lacquered open pore in the sample colors.

Wood - это традиционная и элегантная деревянная дверь, которую отличает очень тщательный выбор материалов и горизонтальная текстура древесных пород: матовая Sucupira Luxury, EcoWood эбеновое дерево, EcoWood орех Canaletto и EcoWood темно-коричневый дуб. Еще одной отделкой, представленной в этой коллекции, является матовый лак с открытой порой в цветовой гамме согласно набору образцов.

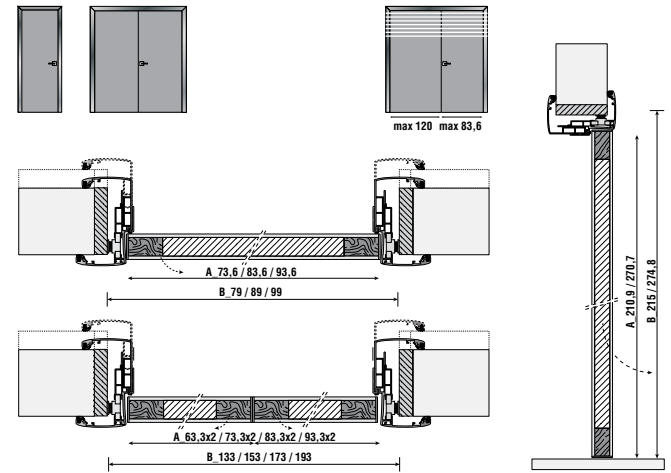


PORTA BATTENTE / SWING DOOR **WOOD**  
STIPITE / JAMB **ROUND**  
STRUTTURA / STRUCTURE **AM MATT ELECTROCOLOUR DARK BROWN ALUMINIUM**  
PANNELLI / PANELS **L8 ECOWOOD DARK BROWN OAK**

# Porta battente / Swing door



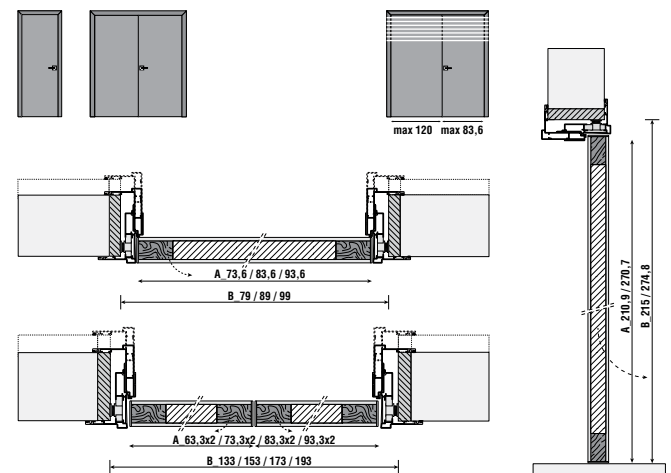
Porta battente con stipite tondo / Swing door with round jamb



LORD - WOOD




Porta battente con stipite piatto / Swing door with flat jamb






PORTA BATTENTE / SWING DOOR **WOOD**  
STIPITE / JAMB **ROUND**  
STRUTTURA / STRUCTURE **BR MATT SATINED BRONZE ALUMINIUM**  
PANNELLI / PANELS **L4 ECOWOOD EBONY**

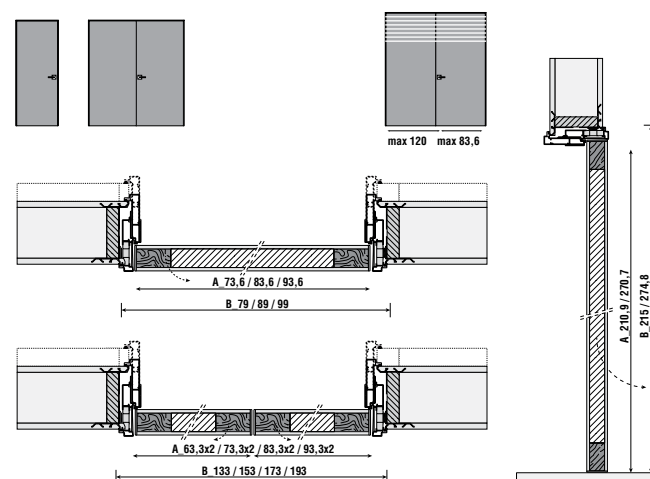


PORTA BATTENTE / *SWING DOOR* **WOOD**  
STIPITE / *JAMB* **SMALL**  
STRUTTURA / *STRUCTURE* **AL NATURAL ALUMINIUM**  
PANNELLI / *PANELS* **L8 ECOWOOD DARK BROWN OAK**

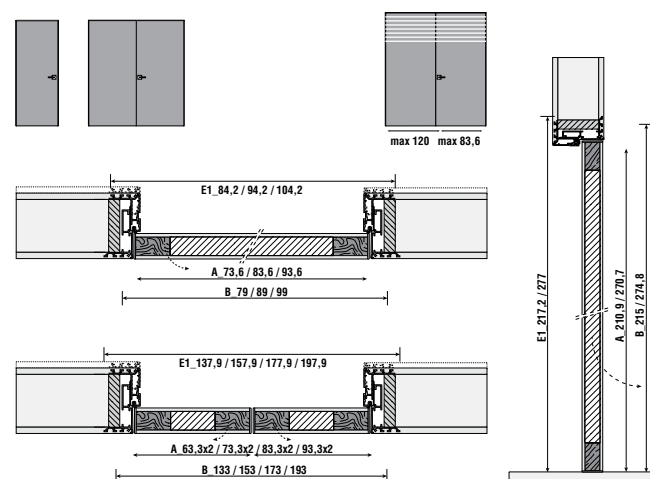
# Porta battente / Swing door



Porta battente con stipite Small / Swing door with Small jamb



Porta battente con stipite Filomuro / Swing door with Filomuro jamb



LORD - WOOD








PORTA BATTENTE / **SWING DOOR WOOD**  
STIPITE / **JAMB FILMURD**  
STRUTTURA / **STRUCTURE AM MATT ELECTROCOLOUR DARK BROWN ALUMINIUM**  
PANNELLI / **PANELS L4 EGWOOD EBONY**

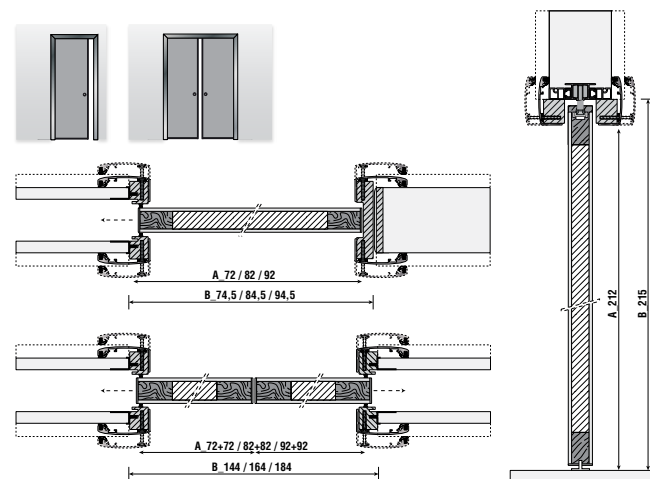


PORTA SCORREVOLE A SCOMPARSA / HIDDEN SLIDING DOOR WOOD  
STIPITE / JAMB ROUND  
STRUTTURA / STRUCTURE **AM MATT ELECTROCOLOUR DARK BROWN ALUMINIUM**  
PANNELLI / PANELS **L8 ECOWOOD DARK BROWN OAK**

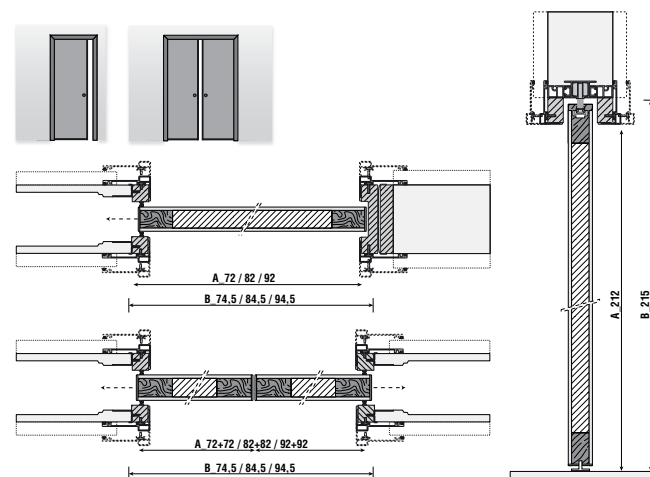
# Porta scorrevole a scomparsa / Pocket sliding door



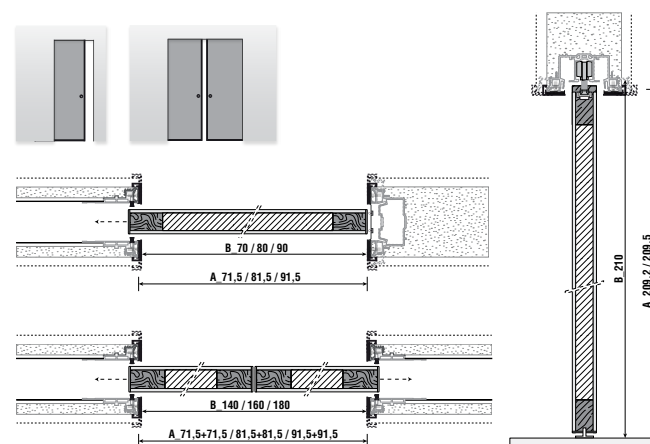
Porta scorrevole a scomparsa con stipite tondo / Pocket sliding door with round jamb



Porta scorrevole a scomparsa con stipite piatto / Pocket sliding door with flat jamb



Porta scorrevole a scomparsa con stipite Free / Pocket sliding door with Free jamb




# Maniglia Wood / Wood handle




Serratura magnetica. Chiusura semplice, con nottolino o con chiave / Magnetic lock. Simple closure, with latch or key.

Finitura struttura maniglia / Handle structure finish




BR COL.BRONZO SATINATO OPACO  
BR Matt Satined Bronze colour



AM COL.MORO  
AM Dark brown colour




AL COL.ALLUMINIO  
AL Aluminium colour



PL COL. PLATINO OPACO  
PL Matt platinum colour

# Finiture Wood / Wood sample finishes

## Stipite in alluminio / Aluminium jamb




**PL PLATINO OPACO**  
 PL Matt platinum  
**BR BRONZO SATINATO OPACO**  
 BR Matt Satined Bronze  
**AL ANODIZZATO NATURALE**  
 AL Natural anodised aluminium  
**AM ELETTROCOLORE MORO OPACO**  
 AM Matt electrocolour dark brown

## Stipiti laccati opachi / Matt lacquered jambs




**ON BIANCO**  
 ON White  
**OP CANAPA**  
 OP Canapa  
**OD CORDA**  
 OD Rope  
**OU TORTORA**  
 OU Turtle dove  
**OF CAFFÈ**  
 OF Coffee  
**OM MOKA**  
 OM Moka  
**OQ PRUGNA**  
 OQ Prune  
**OG GRIGIO CEMENTO**  
 OG Cement grey  
**OJ GRIGIO PIOMBO**  
 OJ Lead grey  
**OR GRANITO**  
 OR Granite  
**OS GRIGIO ARDESIA**  
 OS Slate grey  
**OH BLU NOTTE**  
 OH Night blue  
**OE NERO**  
 OE Black

## Pannelli laccati opachi a poro aperto / Matt lacquered open pore panels



**BC BIANCO**  
 BC White  
**CN CANAPA**  
 CN Canapa  
**B2 CORDA**  
 B2 Rope  
**TU TORTORA**  
 TU Turtle dove  
**FE CAFFÈ**  
 FE Coffee  
**MA MOKA**  
 MA Moka  
**PG PRUGNA**  
 PG Prune  
**CE GRIGIO CEMENTO**  
 CE Cement grey  
**GM GRIGIO PIOMBO**  
 GM Lead grey  
**GT GRANITO**  
 GT Granite  
**DE GRIGIO ARDESIA**  
 DE Slate grey  
**NH BLU NOTTE**  
 NH Night blue  
**NE NERO**  
 NE Black  
**P0 LACCATO COLORE (RAL)**  
 P0 Customer colour (RAL)

## Pannelli in legno e stipite TONDO rivestito in legno / Wooden panels and ROUND jamb covered in wood



**L9 SUCUPIRA LUXURY OPACO**  
 L9 Matt Luxury Sucupira  
**L4 ECOWOOD EBANO**  
 L4 EcoWood ebony  
**L8 ECOWOOD ROVERE MORO**  
 L8 EcoWood dark brown oak  
**L1 ECOWOOD NOCE CANALETTO**  
 L1 EcoWood Canaletto walnut



# SCREEN

## **Fuctional** *design*

Screen è un sistema espressamente dedicato alle chiusure di cabine armadio, piccoli spazi e nicchie. Infatti i pannelli scorrevoli sono caratterizzati da una lastra di vetro posta solo sulla parte frontale della struttura ed i profili d'alluminio sono dotati di specifiche guarnizioni e spazzoline antipolvere.

Screen system is expressly made for closing walk-in closets, small spaces and niches. The sliding panels have a sheet of glass only on the front part of the structure and the aluminium profiles have special gaskets and anti-dust brushes.

Screen - это система, предназначенная для закрытия гардеробных комнат, небольших пространств и ниш. Раздвижные панели характеризует наличие стеклянного листа только в передней части конструкции, а алюминиевые профили оборудованы специальными прокладками и щетками для защиты от пыли.









SCREEN

MODULI SCORREVOLI / SLIDING PANELS **SCREEN**  
STRUTTURA / STRUCTURE **AL NATURAL ALUMINIUM**  
PANNELLI / PANELS **BL GLOSSY LACQUERED TEMPERED WHITE GLASS**





cm 4,5

SPESSORE VETRO TEMPERATO CM 0,4  
Tempered glass thickness cm 0,4

PROFILO STRUTTURALE  
Structural profile



Max cm 120

Max  
cm 280

SCREEN


MODULI SCORREVOLI / SLIDING PANELS SCREEN  
STRUTTURA / STRUCTURE AL NATURAL ALUMINIUM  
PANNELLI / PANELS AF FROSTED SMOKY MIRROR + VF "VIENNA" SMOKY MIRROR



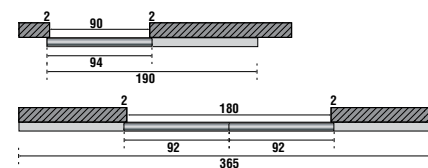
SCREEN

# Sistemi di scorrimento / Sliding systems

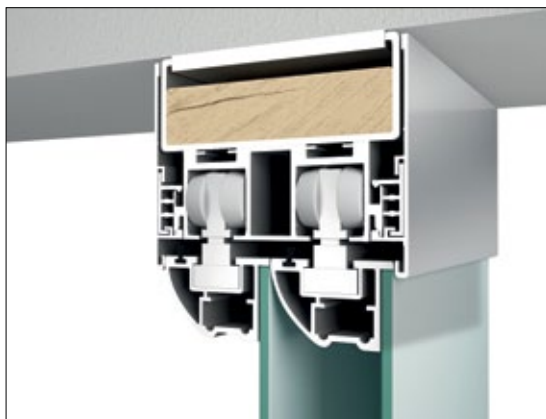
Travi di scorrimento a soffitto con mascherina 1 via  
One way ceiling sliding rails with visible closing cover



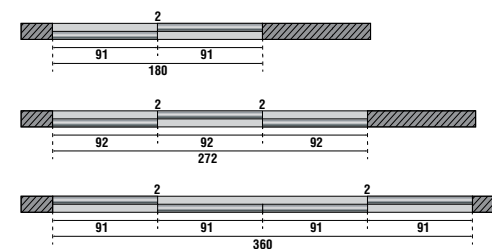

Travi di scorrimento ad incasso a soffitto a 1 via  
One way ceiling built-in sliding rail




Travi di scorrimento a soffitto con mascherina 2 vie  
Two way ceiling sliding rails with visible closing cover



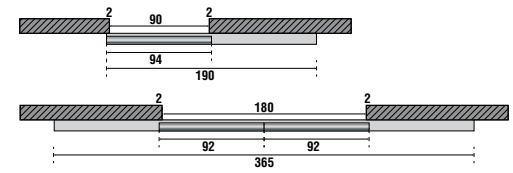

Travi di scorrimento ad incasso a soffitto a 2 vie  
Two way ceiling built-in sliding rail




Travi di scorrimento a parete con mascherina 1 via  
One way wall sliding rails with visible closing cover



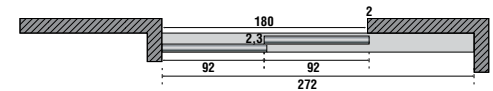

Travi di scorrimento a parete ad incasso 1 via  
One way wall built-in sliding rail



Travi di scorrimento a parete con mascherina 2 vie  
Two way wall sliding rails with visible closing cover



Travi di scorrimento a parete ad incasso 2 vie  
Two way wall built-in sliding rail



SCREEN



MODULI SCORREVOLI / SLIDING PANELS SCREEN  
STRUTTURA / STRUCTURE AM MATT ELECTROCOLOUR DARK BROWN ALUMINIUM  
PANNELLI / PANELS CP GLOSSY LACQUERED TEMPERED CANAPA GLASS + V7 CANAPA "VIENNA"





SCREEN





SCREEN

MODULI SCORREVOLI / SLIDING PANELS **SCREEN**  
STRUTTURA / STRUCTURE **AM MATT ELECTROCOLOUR DARK BROWN ALUMINIUM**  
PANNELLI / PANELS **SS STOP SOL BRONZE**




MODULI SCORREVOLI / *SLIDING PANELS* SCREEN  
STRUTTURA / *STRUCTURE* AM MATT ELECTROCOLOUR DARK BROWN ALUMINIUM  
PANNELLI / *PANELS* SS STOP SOL BRONZE



# Finiture Screen / Screen sample finishes

## Struttura in alluminio / Aluminium structure



PL PLATINO OPACO  
PL Matt platinum

BR BRONZO SATINATO OPACO  
BR Matt Satined Bronze

AL ANODIZZATO NATURALE  
AL Natural anodised aluminium

AM ELETTROCOLORE MORO OPACO  
AM Matt electrocolour dark brown

## Struttura laccata opaco / Matt lacquered structure



ON BIANCO  
ON White

OP CANAPA  
OP Canapa

OD CORDA  
OD Rope

OU TORTORA  
OU Turtle dove

OF CAFFÈ  
OF Coffee

OM MOKA  
OM Moka

OQ PRUGNA  
OQ Prune

OG GRIGIO CEMENTO  
OG Cement grey

OJ GRIGIO PIOMBO  
OJ Lead grey


OR GRANITO  
OR Granite

OS GRIGIO ARDESIA  
OS Slate grey

OH BLU NOTTE  
OH Night blue

OE NERO  
OE Black

## Pannelli vetro temperato verniciato lucido / Panels with glossy lacquered tempered glass



BL BIANCO  
BL White

CP CANAPA  
CP Canapa

OY CORDA  
OY Rope

TT TORTORA  
TT Turtle dove

FF CAFFÈ  
FF Coffee

MK MOKA  
MK Moka

PR PRUGNA  
PR Prune

GC GRIGIO CEMENTO  
GC Cement grey

GP GRIGIO PIOMBO  
GP Lead grey

GN GRANITO  
GN Granite

GA GRIGIO ARDESIA  
GA Slate grey

NI BLU NOTTE  
NI Night blue

NL NERO  
NL Black

## Pannelli vetro verniciato decorato "Vienna" / Panel with "Vienna" decorated lacquered glass



V1 BIANCO  
V1 White

V7 CANAPA  
V7 Canapa

V0 CORDA  
V0 Rope

V8 TORTORA  
V8 Turtle dove

VB CAFFÈ  
VB Coffee

V4 MOKA  
V4 Moka

VC PRUGNA  
VC Prune

V9 GRIGIO CEMENTO  
V9 Cement grey

VD GRIGIO PIOMBO  
VD Lead grey

VE GRANITO  
VE Granite

VA GRIGIO ARDESIA  
VA Slate grey

VG BLU NOTTE  
VG Night blue

V2 NERO  
V2 Black

## Pannelli vetro verniciato decorato "Welton" / Panel with "Welton" decorated lacquered glass



WB BIANCO  
WB White

WC CANAPA  
WC Canapa

WO CORDA  
WO Rope

WT TORTORA  
WT Turtle dove

WE CAFFÈ  
WE Coffee

WM MOKA  
WM Moka

WP PRUGNA  
WP Prune

WG GRIGIO CEMENTO  
WG Cement grey

WI GRIGIO PIOMBO  
WI Lead grey


WD GRANITO  
WD Granite

WA GRIGIO ARDESIA  
WA Slate grey

WH BLU NOTTE  
WH Night blue


WN NERO  
WN Black

Pannelli vetro acidato retroverniciato decoro "Doral" / Panels with "Doral" frosted back-decorated lacquered glass




<b>LB BIANCO</b> LB White	<b>LC CANAPA</b> LC Canapa	<b>LO CORDA</b> LO Rope	<b>LT TORTORA</b> LT Turtle dove	<b>LE CAFFÈ</b> LE Coffee	<b>LM MOKA</b> LM Moka	<b>LP PRUGNA</b> LP Prune	<b>LG GRIGIO CEMENTO</b> LG Cement grey	<b>LI GRIGIO PIOMBO</b> LI Lead grey	<b>LD GRANITO</b> LD Granite	<b>LA GRIGIO ARDESIA</b> LA Slate grey	<b>LH BLU NOTTE</b> LH Night blue	<b>LN NERO</b> LN Black
------------------------------	-------------------------------	----------------------------	-------------------------------------	------------------------------	---------------------------	------------------------------	--	---	---------------------------------	---	--------------------------------------	----------------------------

Pannelli specchio decorato / Panels with decorated mirror




<b>VF VIENNA SPECCHIO FUMÈ</b> VF Vienna smoky mirror	<b>AB VIENNA SPECCHIO BRONZO</b> AB Vienna bronze mirror	<b>WX WELTON BRONZO</b> WX Welton bronze	<b>WF WELTON FUMÈ</b> WF Welton smoky	<b>LX DORAL BRONZO ACIDATO</b> LX Doral bronze	<b>LF DORAL FUMÈ ACIDATO</b> LF Doral smoky
--	---	---	--	---	--

Pannello in specchio / Panels with mirror



<b>SP SPECCHIO NATURALE</b> SP Mirror	<b>SB SPECCHIO BRONZO</b> SB Bronze mirror	<b>FU SPECCHIO FUMÈ</b> FU Smoky mirror	<b>AA SPECCHIO ACIDATO BRONZO</b> AA Frosted bronze mirror	<b>AF SPECCHIO ACIDATO FUMÈ</b> AF Frosted smoky mirror
--	---	--	---	--

Pannello in vetro riflettente / Panels with reflective glass



<b>SS STOP SOL BRONZO</b> SS Stop Sol bronze	<b>SG STOP SOL GREY</b> SG Stop Sol grey
---	---





# FLY-SYSTEM

## **Maximum** *flexibility*

Fly-System è l'innovativo programma per gli ambienti dedicati a cabina armadio. Il progetto nasce e si sviluppa sull'esclusiva trave in alluminio fissata a soffitto, sulla quale è possibile agganciare dei montanti dedicati a posizionare mensole ed accessori in funzione delle proprie esigenze. Inoltre il rivestimento, boiserie, della parete è strutturalmente svincolato, permettendo al sistema di essere collocato anche in uno spazio libero. Massima flessibilità progettuale e combinazioni estetiche infinite per creare cabine armadio personalizzate e su misura del "Tuo" spazio.

This is the innovative line for rooms dedicated to contain the walk-in closet. The project begins and develops along an exclusive aluminium beam fixed to the ceiling, on which it is possible to hook uprights and position shelves and accessories depending on personal requirements. The boiserie wall covering panel is structurally apart, which allows the system to be placed in a freer space, if desired. Maximum flexibility in design and unlimited aesthetic combinations make it possible to create personalised walk-in closets to fit "Your" space.

Fly-System - это инновационная линия, созданная для гардеробных комнат. Система основана на одной закрепленной на потолке алюминиевой перекладине, к которой могут фиксироваться специальные стойки для установки полок и других комплектующих согласно собственным потребностям. Декоративная стеновая панель буазери является конструктивно независимой, что позволяет устанавливать систему и в свободном пространстве. Максимальная гибкость дизайна и бесконечное число сочетаний отделки позволяют создавать персонализированные гардеробные комнаты точно по размеру.







## Adaptable *system*

Fly System si completa con un'ampia gamma di accessori, liberamente posizionabili lungo il montante: mensole e basamenti, aste portabiti, appendiabiti inclinabili, cassettiere, portapantaloni e vassoi estraibili. La cabina armadio è una zona funzionale che si trasforma in uno spazio privato, separato da ante scorrevoli a vostra scelta.

Fly System is completed with a wide range of accessories, freely positioned along the upright: shelves and bases, clothing rods, tilting clothes hangers, chests of drawers, trousers holders and extractable trays. The walk-in wardrobe has a functional area that can turn into a private space, separated by your choice of sliding doors.

Fly System дополняется богатой гаммой комплектующих, которые можно свободно устанавливать вдоль стойки: полки и основания, штанги для одежды, наклонные вешала, кассетницы, держатели для брюк и выдвижные поверхности. Гардеробная комната – это функциональная зона, которая становится личным пространством, отделенным раздвижными дверями по вашему выбору.

CABINA ARMADIO / WALK-IN CLOSET FLY-SYSTEM  
STRUTTURA / STRUCTURE AM MATT ELECTROCOLOUR DARK BROWN ALUMINIUM  
BOISERIE / BOISERIE AB "VIENNA" BRONZE MIRROR  
RIPIANI / SHELVES 93 HERRINGBONE MELAMINE  
FRONTALINI ACCESSORI / FRONT ACCESSORIES SB BRONZE MIRROR

CABINA ARMADIO / WALK-IN CLOSET FLY-SYSTEM  
STRUTTURA / STRUCTURE AL NATURAL ALUMINIUM  
BOISERIE / BOISERIE 92 WHITE MELAMINE LARCH  
RIPIANI / SHELVES 92 WHITE MELAMINE LARCH  
FRONTALINI ACCESSORI / FRONT ACCESSORIES BL GLOSSY LACQUERED TEMPERED WHITE GLASS



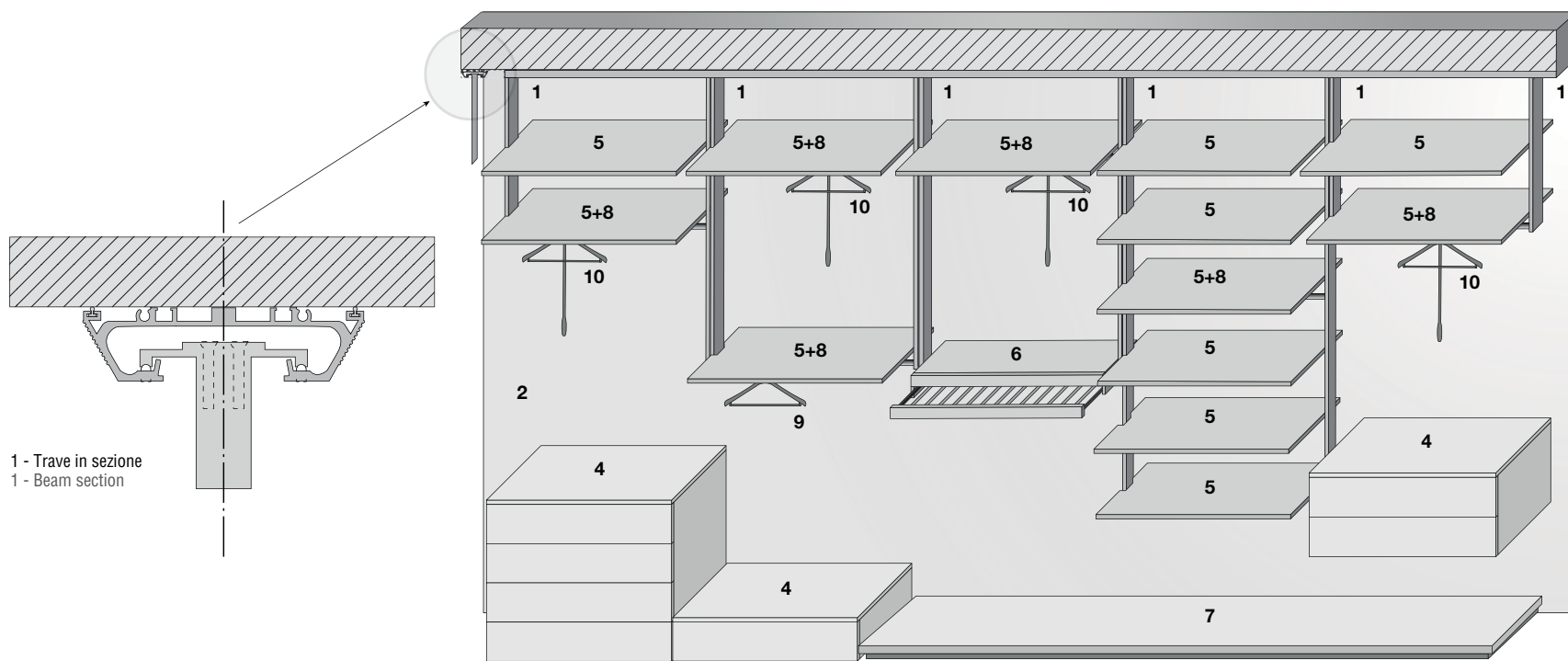




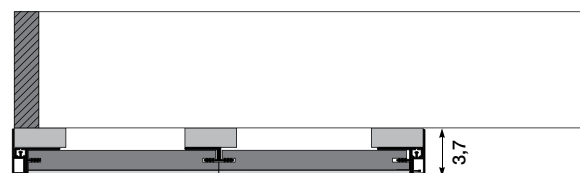


CABINA ARMADIO / WALK-IN CLOSET **FLY-SYSTEM**  
STRUTTURA / STRUCTURE **AM MATT ELECTROCOLOUR DARK BROWN ALUMINIUM**  
BOISERIE / BOISERIE **C4 P.3 CAT. "SUEDE" 311**  
RIPIANI / SHELVES **L8 ECOWOOD DARK BROWN OAK**  
FRONTALINI ACCESSORI / FRONT ACCESSORIES **L8 ECOWOOD DARK BROWN OAK**

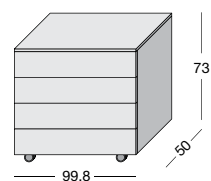




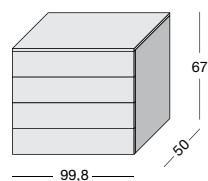
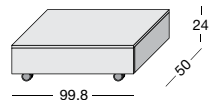
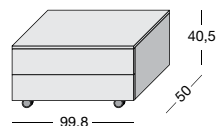
1 - Trave in sezione  
1 - Beam section



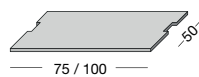
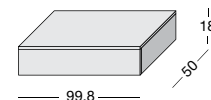
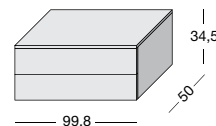
2 - Pannelli muro vedi boiserie Endless  
2 - Wall panels, see Endless boiserie



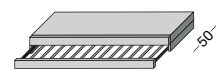
3 - Cassettiere da 1, 2 e 4 cassetti con rotelle  
3 - Chest of drawers with 1, 2 and 4 drawers with wheels



4 - Cassettiere da 1, 2 e 4 cassetti  
4 - Chest of drawers with 1, 2 and 4 drawers



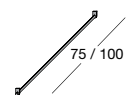
5 - Mensole legno  
5 - Wooden shelves



6 - Mensole portapantaloni  
6 - Trousers holder shelves



7 - Pianale  
7 - Tray



8 - Tubo appendiabito  
8 - Clothes rod



9 - Gruccia  
9 - Hanger



10 - Gruccia con bastone  
10 - Hanger with rod






CABINA ARMADIO / WALK-IN CLOSET **FLY-SYSTEM**  
STRUTTURA / STRUCTURE **AL NATURAL ALUMINIUM**  
BOISERIE / BOISERIE **92 WHITE MELAMINE LARCH**  
RIPIANI / SHELVES **92 WHITE MELAMINE LARCH**  
FRONTALINI ACCESSORI / FRONT ACCESSORIES **BL GLOSSY LACQUERED TEMPERED WHITE GLASS**




# Finiture Fly-System / Fly-System sample finishes

## Struttura in alluminio / Aluminium structure




**PL PLATINO OPACO**  
 PL Matt platinum  
**03/BR BRONZO SATINATO OPACO**  
 03/BR Matt Satined Bronze  
**01/AL ANODIZZATO NATURALE**  
 01/AL Natural anodised aluminium  
**02/AM ELETTROCOLORE MORO OPACO**  
 02/AM Matt electrocolour dark brown

## Finitura per mensole, cassettiere e accessori / Finish for shelves, chests of drawers and accessories




**92 MELAMINICO LARICE BIANCO**  
 92 White larch melamine  
**94 MELAMINICO ROVERE THERMO**  
 94 Smoked oak melamine  
**93 MELAMINICO SPIGATO**  
 93 Herringbone melamine

## Vetro temperato verniciato lucido per cassettiere / Glossy lacquered tempered glass for chests of drawers



**BL BIANCO**  
 BL White  
**CP CANAPA**  
 CP Canapa  
**OY CORDA**  
 OY Rope  
**TT TORTORA**  
 TT Turtle dove  
**FF CAFFÈ**  
 FF Coffee  
**MK MOKA**  
 MK Moka  
**PR PRUGNA**  
 PR Prune  
**GC GRIGIO CEMENTO**  
 GC Cement grey  
**GP GRIGIO PIOMBO**  
 GP Lead grey  
**GN GRANITO**  
 GN Granite  
**GA GRIGIO ARDESIA**  
 GA Slate grey  
**NI BLU NOTTE**  
 NI Night blue  
**NL NERO**  
 NL Black

## Specchio per cassettiere / Mirror for chests of drawers



**SP SPECCHIO NATURALE**  
 SP Mirror  
**SB SPECCHIO BRONZO**  
 SB Bronze mirror  
**FU SPECCHIO FUMÈ**  
 FU Smoky mirror



CABINA ARMADIO / WALK-IN CLOSET FLY-SYSTEM  
STRUTTURA / STRUCTURE AL NATURAL ALUMINIUM  
RIPIANI / SHELVES 92 WHITE MELAMINE LARCH





FLY-SYSTEM - VERTICAL





FLY-SYSTEM - VERTICAL



# VERTICAL

## Modular *closet*

La cabina armadio Vertical è dotata di una ricca gamma di attrezzature nelle diverse finiture. Degno di nota è sicuramente la finitura elettrocolore moro per l'alluminio. Le mensole, grazie all'esclusivo sistema di fissaggio, si possono posizionare all'altezza desiderata. I montanti bloccabili tra pavimento e soffitto, o fissabili a parete, permettono di configurare liberamente soluzioni per ogni particolare esigenza. Le pareti si possono rivestire con la boiserie modulare (è possibile anche il taglio su misura), disponibile nelle finiture melaminico bianco, melaminico wengé, in vetro o pelle.

The Vertical walk-in wardrobe has a rich range of accessories and equipment in the different finishes. One important item is the electrocolour dark brown finish for aluminium. The shelves can be fastened at the desired height, thanks to the exclusive fastening system. The uprights can be secured between floor and ceiling, or fastened onto the wall, so that various solutions can be put together to suit particular needs. The walls can be covered with modular boiserie panels (which also can be ordered to measure) available in the finishes: white melamine, wenge melamine, glass or leather.

Гардеробная комната Vertical оснащена богатой гаммой приспособлений с различной отделкой, включая новую темно-коричневую электрокраску для алюминия. Благодаря эксклюзивной системе крепления полки могут устанавливаться на необходимую высоту. Стойки, фиксируемые между полом и потолком или закрепляемые на стене, предоставляют максимальную свободу при создании любых композиционных решений. Стены могут покрываться модульными панелями буазери (возможна резка по размерам) с отделкой белый меламин, меламин венге, из стекла или кожи.





CABINA ARMADIO / WALK-IN CLOSET **VERTICAL**  
STRUTTURA / **STRUCTURE AL NATURAL ANODISED**  
BOISERIE / **BOISERIE 10 WHITE MELAMINE**  
RIPIANI / **SHELVES 10 WHITE MELAMINE**  
FRONTALINI ACCESSORI / **FRONT ACCESSORIES 10 WHITE MELAMINE**





## Light *style*

La cabina armadio Vertical è caratterizzata da una organizzazione precisa degli spazi, dove l'ordine, la funzionalità e la coerenza stilistica sono protagonisti assoluti. I dettagli sono da sempre una parte importante della filosofia progettuale Longhi, esprimono una concezione dell'eleganza evoluta, risultato di una ricerca stilistica e funzionale precisa.

The Vertical walk-in wardrobe is organised with a precise definition of space. Order, function and stylistic coherence are the most important aspects. The details are always an important part of Longhi's design philosophy because they express a concept of evolved elegance, the result of targeted functional and stylistic research.


Для гардеробной комнаты Vertical характерна четкая организация пространства, в котором главную роль играют порядок, функциональность и стилистическая согласованность. Детали, имеющие важное значение в философии проектирования Longhi, выражают концепцию современной элегантности, которая является результатом точных стилистических и функциональных исследований.

CABINA ARMADIO / WALK-IN CLOSET **VERTICAL**  
STRUTTURA / STRUCTURE **AM MATT ELECTROCOLOUR DARK BROWN ALUMINIUM**  
BOISERIE / BOISERIE **97 WENGÉ MELAMINE**  
RIPIANI / SHELVES **97 WENGÉ MELAMINE**  
FRONTALINI ACCESSORI / FRONT ACCESSORIES **97 WENGÉ MELAMINE**




# Finiture Vertical / Vertical sample finishes

## Struttura in alluminio / Aluminium structure




**PL PLATINO OPACO**  
 PL Matt platinum  
**BR BRONZO SATINATO OPACO**  
 BR Matt Satined Bronze  
**AL ANODIZZATO NATURALE**  
 AL Natural anodised aluminium  
**AM ELETTROCOLORE MORO OPACO**  
 AM Matt electrocolour dark brown

## Finitura per mensole, cassettiere e accessori / Finish for shelves, chests of drawers and accessories




**10 MELAMINICO BIANCO**  
 10 White melamine  
**97 MELAMINICO WENGÉ**  
 97 Wengé melamine

## Vetro temperato verniciato lucido per cassettiere / Glossy lacquered tempered glass for chests of drawers



**BL BIANCO**  
 BL White  
**CP CANAPA**  
 CP Canapa  
**OY CORDA**  
 OY Rope  
**TT TORTORA**  
 TT Turtle dove  
**FF CAFFÈ**  
 FF Coffee  
**MK MOKA**  
 MK Moka  
**PR PRUGNA**  
 PR Prune  
**GC GRIGIO CEMENTO**  
 GC Cement grey  
**GP GRIGIO PIOMBO**  
 GP Lead grey  
**GN GRANITO**  
 GN Granite  
**GA GRIGIO ARDESIA**  
 GA Slate grey  
**NI BLU NOTTE**  
 NI Night blue  
**NL NERO**  
 NL Black

## Specchio per cassettiere / Mirror for chests of drawers



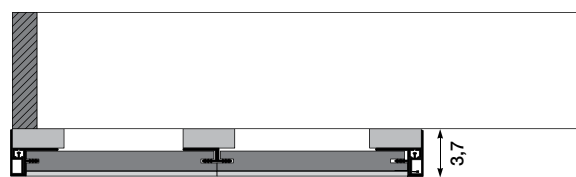
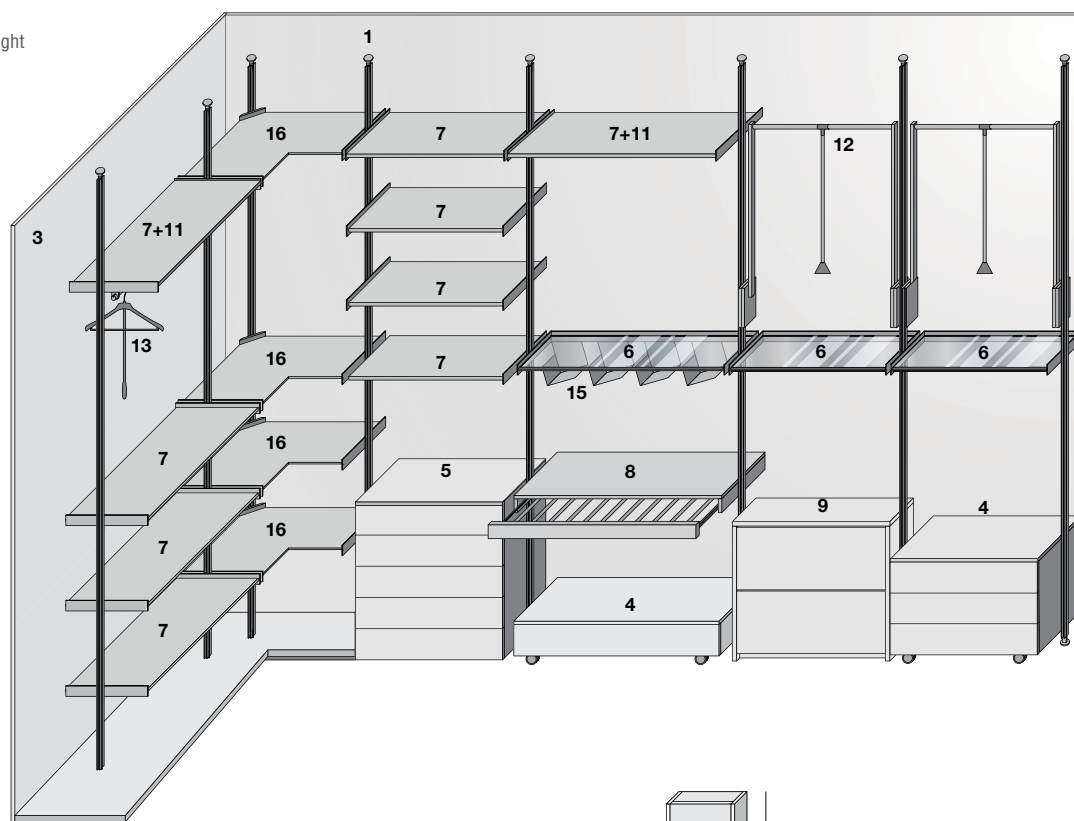
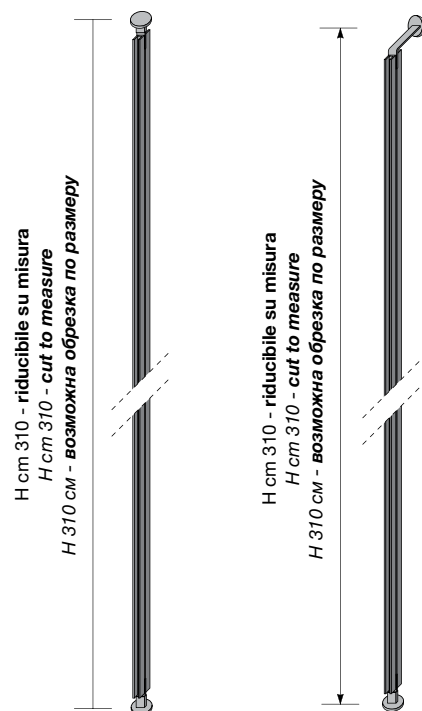
**SP SPECCHIO NATURALE**  
 SP Mirror  
**SB SPECCHIO BRONZO**  
 SB Bronze mirror  
**FU SPECCHIO FUMÉ**  
 FU Smoky mirror



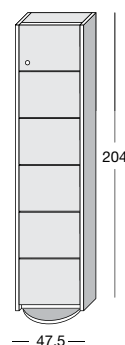
CABINA ARMADIO / WALK-IN CLOSET VERTICAL  
STRUTTURA / STRUCTURE AL NATURAL ANODISED  
BOISERIE / BOISERIE 10 WHITE MELAMINE  
RIPIANI / SHELVES 10 WHITE MELAMINE  
FRONTALINI ACCESSORI / FRONT ACCESSORIES 10 WHITE MELAMINE

1 - Montante a soffitto  
1 - Ceiling-mounted upright

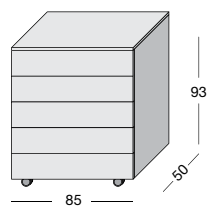
2 - Montante a parete  
2 - Wall-mounted upright



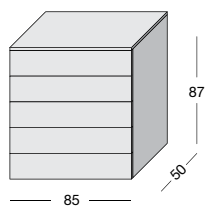
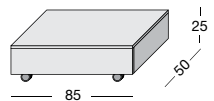
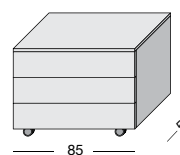
3 - Pannelli muro vedi boiserie Endless  
3 - Wall panels, see Endless boiserie



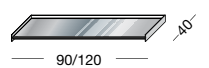
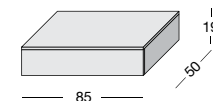
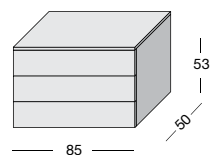
S47RS/S47RL  
Serie 100 DOMINO



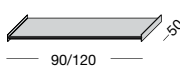
4 - Cassettiere da 1, 3 e 5 cassetti con rotelle  
4 - Chest of drawers with 1, 3 and 5 drawers with wheels



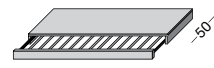
5 - Cassettiere da 1, 3 e 5 cassetti  
5 - Chest of drawers with 1, 3 and 5 drawers



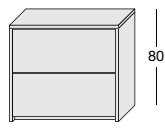
6 - Mensole cristallo  
6 - Crystal shelves



7 - Mensole legno  
7 - Wooden shelves



8 - Mensole portapantaloni  
8 - Trousers holder shelves



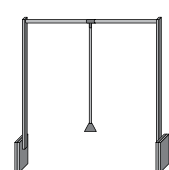
9 - Scarpiera  
9 - Shoe cabinet



10 - Pianale  
10 - Tray



11 - Tubo appendiabito  
11 - Clothes rod



12 - Servetto  
12 - Clothing rack



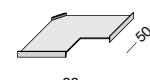
13 - Gruccia con bastone  
13 - Hanger with rod



14 - Gruccia  
14 - Hanger



15 - Portaoggetti  
15 - Accessory holder



16 - Mensole angolari  
16 - Corner shelves



# LAND

## Modular *system*

Land si caratterizza per un'estrema adattabilità ad ogni tipo di ambiente e per i materiali utilizzati, che sono il frutto di ricerche nel settore della moda e del design contemporaneo. La serie comprende molteplici abbinamenti e modularità dalle dimensioni quasi personalizzate. All'interno di un processo di progressiva elaborazione dell'architettura d'interni, porte, boiserie e mobili contenitori vestono l'ambiente come una vera e propria pelle in cui convivono forma e funzione.

Land is extremely adaptable to every type of room, and the materials used to make the series are the result of research in today's fashion and design sectors. The series includes many pairings and modular solutions with almost personalised features. Inside this process of progressive development of interior architecture, doors, boiserie panels and storage pieces "dress" the room as if they were its skin, bringing form and function.

Land характеризуется максимальной адаптируемостью к любому типу помещения и используемыми материалами, которые являются результатом исследований в сфере моды и современного дизайна. Серия включает многочисленные сочетания и модульные решения, отличающиеся практически индивидуальными размерами. Внутри процесса постепенной разработки архитектуры интерьера двери, буазери и шкафы одевают помещение, как настоящая кожа, в которой сосуществуют форма и функция.



BOISERIE 1 / BOISERIE LAND  
PROFILI / END TRIM CH CHAMPAGNE BRIGHT GOLD  
PANNELLI / PANELS C4 CAT. "SUEDE" 311+ S8 BRONZE MIRROR










BOISERIE I / BOISERIE LAND  
PROFILI / END TRIM BR MATT SATINED BRONZE  
PANNELLI / PANELS C4 CAT. "SUEDE" 311+ SB BRONZE MIRROR





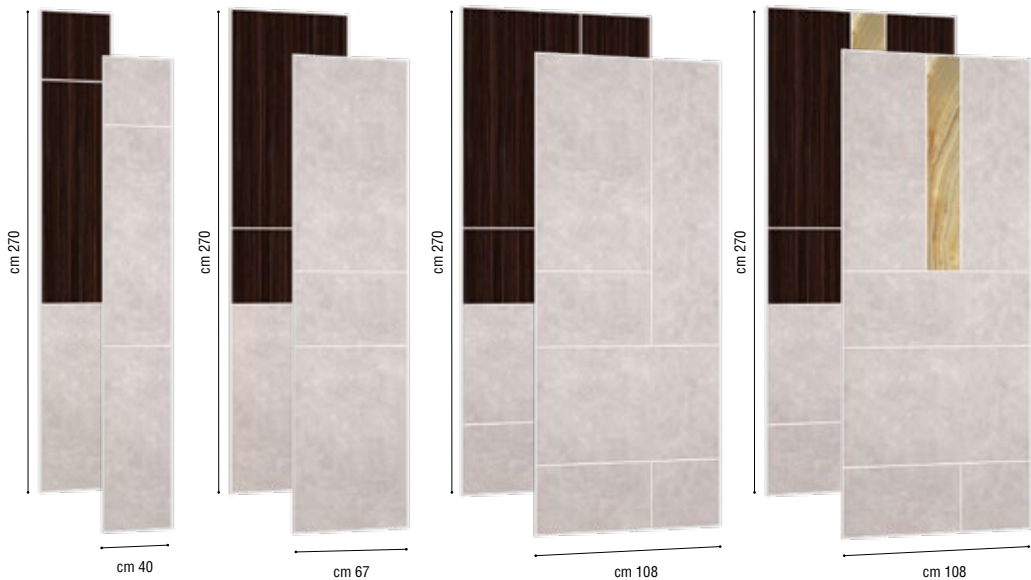


SUPPORTO IN LEGNO DA FISSARE AL MURO  
Wooden support to be fixed to the wall

CREMAGLIERA PER FISSAGGIO PANNELLO  
Rack for panel fixing

TERMINALE  
End trim

CM 3.7



cm 270

cm 270

cm 270

cm 270

cm 40

cm 67

cm 108

cm 108

BOISERIE 1 / BOISERIE LAND  
PROFILI / END TRIM / OC BRIGHT GOLD ALUMINIUM  
PANNELLI / PANELS U1 BROWN ON GOLD BASE







BOISERIE CON CONTENITORI / BOISERIE AND WALL UNIT LAND  
PROFILI / END TRIM BR MATT SATINED BRONZE  
PANNELLI / PANELS L5 GLOSSY EBONY + RG P.3 CAT. "SUEDE" 08051











## *Special* mirror TV

Specchio o TV? Semplice: accesa è una TV, spenta è uno specchio che non lascia intravedere nulla al suo interno. La speciale integrazione di una LED TV dietro allo specchio è il risultato di una ricerca costante, originale e di grande impatto tecnologico.


Totalmente invisibile, è il connubio perfetto tra lo stile del tuo living e una comune TV. Lo specchio è disponibile nelle seguenti varianti di colore: bronzo naturale, bronzo chiaro, grigio Londra, nero non riflettente, specchio naturale.

Mirror or TV? Simple: when it's on, it's a TV and when it's off, it is a mirror that won't allow anyone to see what's inside. The special integration of a LED TV behind the mirror is the result of constant research, and has produced an original and very impressive technological piece. Totally invisible, this TV is the perfect blend of living room style and common home entertainment. The mirror is available in the following colour variations: natural bronze, light bronze, London grey, non-reflecting black, or natural mirror.

Зеркало или телевизор? Очень просто: во включенном состоянии это телевизор, а в выключенном зеркало, внутри которого ничего не заметно. Особая интеграция LED-телевизора за зеркалом представляет собой результат постоянных и оригинальных исследований и обладает уникальным технологическим эффектом. Абсолютно невидимый, он представляет собой идеальный союз стиля гостиной и обычного телевизора. Зеркало производится в следующих цветовых вариантах: натуральный бронзовый, светлый бронзовый, серый Londra, черный неотражающий, натуральное зеркало.

# Finiture Land boiserie / Land boiserie sample finishes

## Profili terminali in alluminio / Aluminium end trims




<b>PL PLATINO OPACO</b> PL Matt platinum	<b>BR BRONZO SATINATO OPACO</b> BR Matt Satined Bronze	<b>CH ORO CHAMPAGNE BRILLANTE</b> CH Champagne bright gold	<b>OC ORO BRILLANTE</b> OC Bright gold	<b>I2 ELETTROCOLORE MORO BRILLANTE</b> I2 Bright electrocolour dark brown	<b>I1 ALLUMINIO BRILLANTE</b> I1 Bright aluminium	<b>AN ELETTROCOLORE NERO OPACO</b> AN Matt electrocolour black	<b>AM ELETTROCOLORE MORO OPACO</b> AM Matt electrocolour dark brown	<b>GB BIANCO LUCIDO</b> GB Glossy white
---	--	--	---	--	---	--	--	--

## Pannelli per boiserie e contenitori in sughero / Panels for boiserie and wall unit with cork




<b>U1 MARRONE BASE ORO</b> U1 Brown on gold base	<b>U2 MARRONE BASE ARGENTO</b> U2 Brown on silver base	<b>U3 BRONZO BASE ARGENTO</b> U3 Bronze on silver base
--	--	--

## Pannelli per boiserie e contenitori in essenza legno / Panels for boiserie and wall unit with wooden veneer



<b>L0 SUCUPIRA LUXURY LUCIDO</b> L0 Glossy Luxury Sucupira	<b>L6 EBANO LUCIDO</b> L6 Glossy ebony	<b>L3 NOCE CANALETTO LUCIDO</b> L3 Glossy Canaletto Walnut	<b>L9 SUCUPIRA LUXURY OPACO</b> L9 Matt Luxury Sucupira	<b>L5 EBANO OPACO</b> L5 Matt ebony	<b>L2 NOCE CANALETTO OPACO</b> L2 Matt Canaletto Walnut
--	---	--	---	--	---

## Pannelli solo per boiserie in specchio / Panels only for boiserie with mirror



<b>SP SPECCHIO NATURALE</b> SP Mirror	<b>SB SPECCHIO BRONZO</b> SB Bronze mirror	<b>FU SPECCHIO FUMÉ</b> FU Smoky mirror
--	---	--

## Pannelli solo per boiserie in vetro temperato verniciato lucido / Panels only for boiserie with glossy lacquered tempered glass




<b>BL BIANCO</b> BL White	<b>CP CANAPA</b> CP Canapa	<b>OY CORDA</b> OY Rope	<b>TT TORTORA</b> TT Turtle dove	<b>FF CAFFÈ</b> FF Coffee	<b>MK MOKA</b> MK Moka	<b>PR PRUGNA</b> PR Prune	<b>GC GRIGIO CEMENTO</b> GC Cement grey	<b>GP GRIGIO PIOMBO</b> GP Lead grey	<b>GN GRANITO</b> GN Granite	<b>GA GRIGIO ARDESIA</b> GA Slate grey	<b>NI BLU NOTTE</b> NI Night blue	<b>NL NERO</b> NL Black
------------------------------	-------------------------------	----------------------------	-------------------------------------	------------------------------	---------------------------	------------------------------	--	---	---------------------------------	---	--------------------------------------	----------------------------



...a richiesta dal campionario pelli Loveluxe


...on request from Loveluxe leather sample box

Pannelli per boiserie e contenitori in camoscio cat. "Suede Cocco", pelle cat. "Cocco Deluxe" e "Cocco Special" / Panels for boiserie and wall unit with suede cat. "Suede Cocco", leather cat. "Cocco Deluxe" and "Cocco Special"




<b>O1 P.9 SUEDE</b> COCCO CIPRIA 2120 O1 P.9 Suede Cocco powder 2120	<b>O2 P.9 SUEDE</b> COCCO TORTORA 2311 O2 P.9 Suede Cocco turtle dove 2311	<b>O3 P.9 SUEDE</b> COCCO TESTA DI MORO 23085 O3 P.9 Suede Cocco dark brown 23085	<b>K1 P.18 COCCO</b> DELUXE AVORIO 848 K1 P.18 Cocco Deluxe ivory 848	<b>K2 P.18 COCCO</b> DELUXE TESTA DI MORO 748 K2 P.18 Cocco Deluxe Dark Brown 748	<b>K3 P.18</b> COCCO DELUXE ANTRACITE 746 K3 P.18 Cocco Deluxe Charcoal 746	<b>KS P.15 SPECIAL</b> COCCO 105 KS P.15 Special Cocco 105
---	---	--	---	--	--	---

Pannelli per boiserie e contenitori in pelle cat. "Nabuck" / Panels for boiserie and wall unit with leather cat. "Nabuck"




<b>N1 P.9 NABUCK</b> CIPRIA 8011 N1 P.9 Nabuck powder 8011	<b>N2 P.9 NABUCK</b> SABBIA 8012 N2 P.9 Nabuck sand 8012	<b>N3 P.9 NABUCK</b> FANGO 8013 N3 P.9 Nabuck mud 8013	<b>N4 P.9 NABUCK</b> CASTANO 8014 N4 P.9 Nabuck chestnut brown 8014	<b>N5 P.9 NABUCK</b> TESTA DI MORO 8015 N5 P.9 Nabuck dark brown 8015	<b>N6 P.9 NABUCK</b> TORTORA 8010 N6 P.9 Nabuck turtle dove 8010	<b>N7 P.9 NABUCK</b> GHIACCIO 8021 N7 P.9 Nabuck ice 8021	<b>N8 P.9 NABUCK</b> BLU 8016 N8 P.9 Nabuck blue 8016
---	---	---	---	---	---	--	--

Pannelli per boiserie e contenitori in pelle lucida cat. "Supreme" / Panels for boiserie and wall unit with glossy leather cat. "Supreme"



<b>S1 P.6 SUPREME</b> LATTE 1015 S1 P.6 Supreme milk 1015	<b>S2 P.6 SUPREME</b> SABBIA 1013 S2 P.6 Supreme sand 1013	<b>S3 P.6 SUPREME</b> SUGHERO 1010 S3 P.6 Supreme Cork 1010	<b>S4 P.6 SUPREME</b> MOGANO 1001 S4 P.6 Supreme mahogany 1001	<b>S5 P.6 SUPREME</b> CASTAGNO 1002 S5 P.6 Supreme chestnut 1002	<b>S6 P.6 SUPREME</b> MORO 1004 S6 P.6 Supreme dark brown 1004
--	---	--	---	---	---

Pannelli per boiserie e contenitori in pelle opaca cat. "Lusso" / Panels for boiserie and wall unit with matt leather cat. "Lusso"



<b>P1 P.3 LUSO</b> BIANCO 02 P1 P.3 Lusso white 02	<b>P4 P.3 LUSO</b> DESERT 03 P4 P.3 Lusso desert 03	<b>P3 P.3 LUSO</b> MARRONE 08 P3 P.3 Lusso brown 08	<b>P2 LUSO</b> NERO 11 P2 P.3 Lusso black 11
---	--	--	---

Pannelli per boiserie e contenitori in camoscio cat. "Suede" / Panels for boiserie and wall unit with suede cat. "Suede"



<b>C3 P.3 SUEDE</b> CIPRIA 120 C3 P.3 Suede powder 120	<b>C6 P.3 SUEDE</b> SABBIA 0111 C6 P.3 Suede sand 0111	<b>C4 P.3 SUEDE</b> TORTORA 311 C4 P.3 Suede turtle dove 311	<b>C5 P.3 SUEDE</b> TESTA DI MORO 3085 C5 P.3 Suede dark brown 3085	<b>C8 P.3 SUEDE</b> GRIGIO GHIACCIO 08085 C8 P.3 Suede ice grey 08085	<b>C7 P.3 SUEDE</b> GRIGIO 1011 C7 P.3 Suede grey 1011	<b>RG P.3 SUEDE</b> ROYAL GREY 08051 RG P.3 Suede Royal Grey 08051	<b>C9 P.3 SUEDE</b> BLU 714 C9 P.3 Suede blue 714	<b>C1 P.3 SUEDE</b> NERO 811 C1 P.3 Suede black 811	<b>C2 P.3 SUEDE</b> AZZURRO 719 C2 P.3 Suede light blue 719
---	---	---	---	---	---	--	--	--	--



# Endless Interchangeable *boiserie*

Il sistema di Boiserie Endless è caratterizzato da molteplici modularità che permettono di arredare l'ambiente attraverso le eleganti finiture che troviamo nella serie lanus. Rilievi e textures delle essenze dell'onice e della pelle, rendono il "toccare" una piacevole e gratificante sensazione.


The Endless Boiserie system features a variety of modular options that make it possible to furnish any space, using the elegant finishes available in the lanus series. The relief patterns and textures of the wood, onyx and leather are an invitation to "touch", for a pleasant and rewarding sensation.

Система буазери Endless отличается множеством модульных решений, позволяющих создавать интерьер, используя элегантные отделочные покрытия серии lanus. Рельефность и текстура дерева, оникса и кожи делают прикосновение приятным и желанным ощущением.

BOISERIE I / BOISERIE ENDLESS WITH IANUS DOOR AND IANUS MIDDLE SYSTEM  
PROFILI / END TRIM I1 BRIGHT ALUMINIUM  
PANNELLI / PANELS C4 P.3 CAT. "SUEDE" 311







SUPPORTO IN LEGNO DA FISSARE AL MURO  
Wooden support to be fixed to the wall

CREMAGLIERA PER FISSAGGIO PANNELLO  
Rail for panel fixing

PANNELLO STANDARD ALTEZZA CM 90  
Standard panel 90 cm height


SPESSORE PANNELLO CM 2,3  
Panel thickness cm 2,3

TERMINALE  
End trim

PANNELLO STANDARD LARGHEZZA CM 90  
Standard panel 90 cm width

CM 4,1

**B**



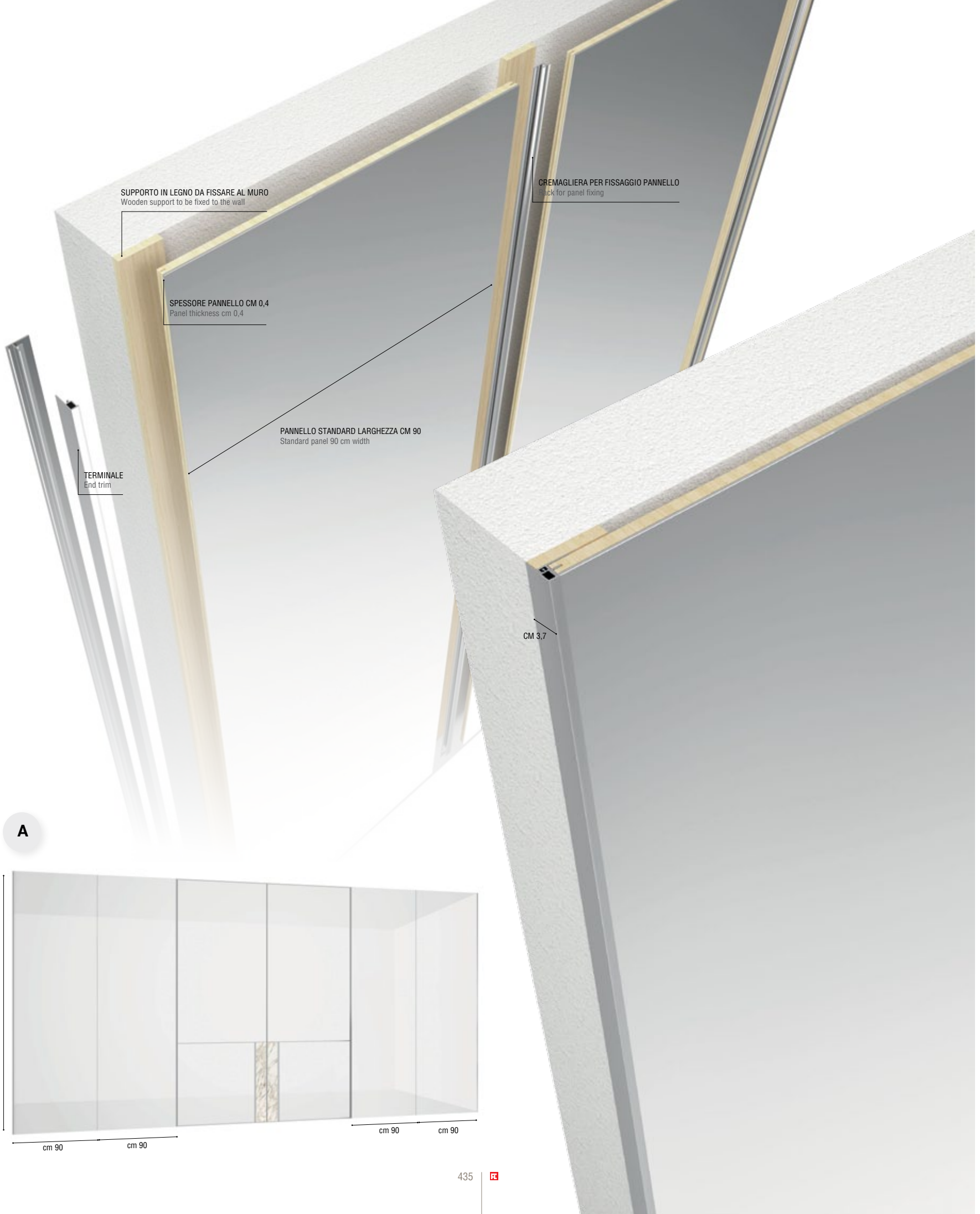
BOISERIE 1 / BOISERIE ENDLESS WITH IANUS DOOR  
PROFIL / END TRIM / OC BRIGHT GOLD ALUMINIUM  
PANNELLI / PANELS C4 P.3 CAT. "SUEDE" 311







BOISERIE 1 / BOISERIE ENDLESS WITH IANUS DOOR  
PROFILI / END TRIM I2 BRIGHT BROWN ELECTROCOLOUR ALUMINIUM  
PANNELLI / PANELS Z1 "CRISTAL RAIN" BRONZE MIRROR



SUPPORTO IN LEGNO DA FISSARE AL MURO  
Wooden support to be fixed to the wall

CREMAGLIERA PER FISSAGGIO PANNELLO  
Back for panel fixing


SPESSORE PANNELLO CM 0,4  
Panel thickness cm 0,4

PANNELLO STANDARD LARGHEZZA CM 90  
Standard panel 90 cm width

TERMINALE  
End trim

CM 3,7

A







# IANUS+ ENDLESS

BOISERIE I / BOISERIE ENDLESS WITH IANUS DOOR  
PROFILI / END TRIM CH CHAMPAGNE BRIGHT GOLD  
PANNELLI / PANELS T1 P.9 "SUEDE TRECCIA" 1120

# HEADLINE+ ENDLESS

BOISERIE I / BOISERIE ENDLESS WITH HEADLINE DOOR  
PROFILI / END TRIM BR MATT SATINED BRONZE  
PANNELLI / PANELS T1 P.9 "SUEDE TRECCIA" 1120









BOISERIE / BOISERIE ENDLESS WITH SPARK DOOR  
PROFILI / END TRIM BR MATT SATINED BRONZE  
PANNELLI / PANELS RG P.3 CAT. "SUEDE" 08051

A modern interior scene featuring a door with a decorative pattern and a window with curtains. The door is the central focus, set in a wall of large, light-colored panels. To the left, a window is partially covered by light-colored curtains, showing a view of green foliage. The floor is a light, neutral color. In the bottom right corner, a portion of a decorative bowl is visible.

# SPARK+

# ENDLESS



BOISERIE / BOISERIE ENDLESS WITH SPARK DOOR  
PROFILI / END TRIM BR MATT SATINED BRONZE  
PANNELLI / PANELS C4 P.3 CAT. "SUEDE" 311



# WAVE+ ENDLESS



BOISERIE / BOISERIE ENDLESS WITH WAVE DOOR  
PROFILI / END TRIM CHAMPAGNE BRIGHT GOLD ALUMINIUM  
PANNELLI / PANELS C4 P.3 CAT. "SUEDE" 314



BOISERIE L / BOISERIE ENDLESS WITH WIND DOOR AND IANUS MIDDLE SYSTEM  
PROFILI / END TRIM BR MATT SATINED BRONZE  
PANNELLI / PANELS C4 P.3 CAT. "SUEDE" 311



# WIND+ ENDLESS




BOISERIE 1 / BOISERIE ENDLESS WITH ALLEY DOOR  
PROFILI / END TRIM I2 BRIGHT ELECTROCOLOUR DARK BROWN  
PANNELLI / PANELS C5 P.3 CAT. "SUEDE" 3085

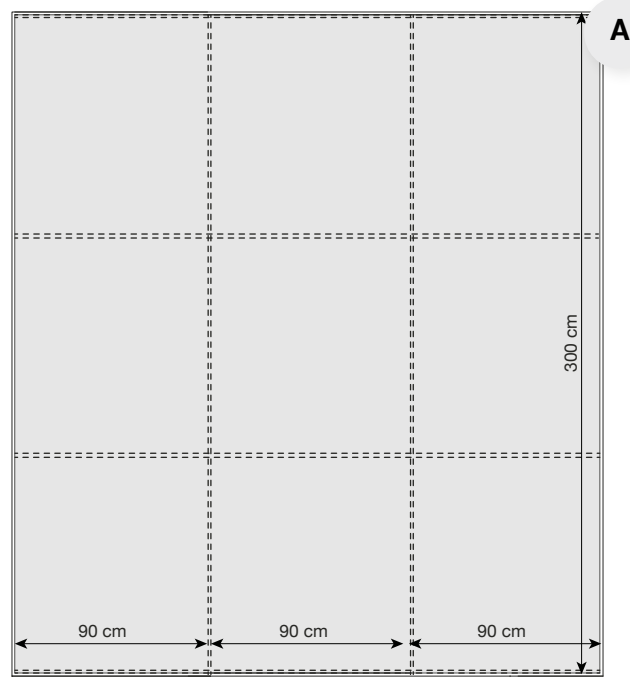





# Finiture Endless / Endless sample finishes




...a richiesta dal campionario pelli Loveluxe  
...on request from Loveluxe leather sample box



# B Finiture Endless versione modulo rivestito / Endless sample finishes covered panel version

## Profili terminali in alluminio / Aluminium end trims




<b>PL PLATINO OPACO</b> PL Matt platinum	<b>BR BRONZO SATINATO OPACO</b> BR Matt Satined Bronze	<b>CH ORO CHAMPAGNE BRILLANTE</b> CH Champagne bright gold	<b>OC ORO BRILLANTE</b> OC Bright gold	<b>I2 ELETTROCOLORE MORO BRILLANTE</b> I2 Bright electrocolour dark brown	<b>I1 ALLUMINIO BRILLANTE</b> I1 Bright aluminium	<b>GB BIANCO LUCIDO</b> GB Glossy white	<b>AN ELETTROCOLORE NERO OPACO</b> AN Matt electrocolour black	<b>AM ELETTROCOLORE MORO OPACO</b> AM Matt electrocolour dark brown	<b>AL ANODIZZATO NATURALE</b> AL Natural anodised aluminium
---	---	---	---	--	--	--	---	--	--

## Pannelli in camoscio cat. "Suede" / Panels with suede cat. "Suede"




<b>C3 P.3 SUEDE CIPRIA 120</b> C3 P.3 Suede powder 120	<b>C6 P.3 SUEDE SABBIA 0111</b> C6 P.3 Suede sand 0111	<b>C4 P.3 SUEDE TORTORA 311</b> C4 P.3 Suede turtle dove 311	<b>C5 P.3 SUEDE TESTA DI MORO 3085</b> C5 P.3 Suede dark brown 3085	<b>C8 P.3 SUEDE GRIGIO GHIACCIO 08085</b> C8 P.3 Suede ice grey 08085	<b>C7 P.3 SUEDE GRIGIO 1011</b> C7 P.3 Suede grey 1011	<b>RG P.3 SUEDE ROYAL GREY 08051</b> RG P.3 Suede Royal Grey 08051	<b>C9 P.3 SUEDE BLU 714</b> C9 P.3 Suede blue 714	<b>C1 P.3 SUEDE NERO 811</b> C1 P.3 Suede black 811	<b>C2 P.3 SUEDE AZZURRO 719</b> C2 P.3 Suede light blue 719
---	---	---	--	--	---	---	--	--	--

## Pannelli in pelle lucida cat. "Supreme" / Panels with glossy leather cat. "Supreme"




<b>S1 P.6 SUPREME LATTE 1015</b> S1 P.6 Supreme milk 1015	<b>S2 P.6 SUPREME SABBIA 1013</b> S2 P.6 Supreme sand 1013	<b>S3 P.6 SUPREME SUGHERO 1010</b> S3 P.6 Supreme Cork 1010	<b>S4 P.6 SUPREME MOGANO 1001</b> S4 P.6 Supreme mahogany 1001	<b>S5 P.6 SUPREME CASTAGNO 1002</b> S5 P.6 Supreme chestnut 1002	<b>S6 P.6 SUPREME MORO 1004</b> S6 P.6 Supreme dark brown 1004
--	---	--	---	---	---

## Pannelli in pelle opaca cat. "Lusso" / Panels with matt leather cat. "Lusso"




<b>P1 P.3 LUSO BIANCO 02</b> P1 P.3 Lusso white 02	<b>P4 P.3 LUSO DESERT 03</b> P4 P.3 Lusso desert 03	<b>P3 P.3 LUSO MARRONE 08</b> P3 P.3 Lusso brown 08	<b>P2 LUSO NERO 11</b> P2 P.3 Lusso black 11
---	--	--	---

## Pannelli in pelle cat. "Nabuck" / Panels with leather cat. "Nabuck"



<b>N1 P.9 NABUCK CIPRIA 8011</b> N1 P.9 Nabuck powder 8011	<b>N2 P.9 NABUCK SABBIA 8012</b> N2 P.9 Nabuck sand 8012	<b>N3 P.9 NABUCK FANGO 8013</b> N3 P.9 Nabuck mud 8013	<b>N4 P.9 NABUCK CASTANO 8014</b> N4 P.9 Nabuck chestnut brown 8014	<b>N5 P.9 NABUCK TESTA DI MORO 8015</b> N5 P.9 Nabuck dark brown 8015	<b>N6 P.9 NABUCK TORTORA 8010</b> N6 P.9 Nabuck turtle dove 8010	<b>N7 P.9 NABUCK GHIACCIO 8021</b> N7 P.9 Nabuck ice 8021	<b>N8 P.9 NABUCK BLU 8016</b> N8 P.9 Nabuck blue 8016
---	---	---	--	--	---	--	--

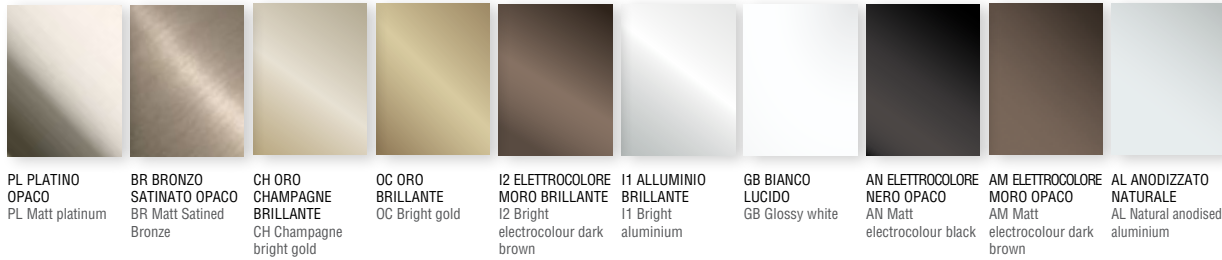
## Pannelli in camoscio cat. "Suede Cocco" e "Suede Treccia" / Panels with suede cat. "Suede Cocco" and "Suede Treccia"



<b>O1 P.9 SUEDE COCCO CIPRIA 2120</b> O1 P.9 Suede Cocco powder 2120	<b>O2 P.9 SUEDE COCCO TORTORA 2311</b> O2 P.9 Suede Cocco turtle dove 2311	<b>O3 P.9 SUEDE COCCO TESTA DI MORO 23085</b> O3 P.9 Suede Cocco dark brown 23085	<b>T1 P.9 SUEDE TRECCIA CIPRIA 1120</b> T1 P.9 Suede Treccia powder 1120	<b>T2 P.9 SUEDE TRECCIA TORTORA 1311</b> T2 P.9 Suede Treccia turtle dove 1311	<b>T3 P.9 SUEDE TRECCIA TESTA DI MORO 13085</b> T3 P.9 Suede Treccia dark brown 13085
---	---	--	---	---	--


# A Finiture Endless versione pannello intero / Endless sample finishes single panel version

## Profili terminali in alluminio / Aluminium end trims




<b>PL PLATINO OPACO</b> PL Matt platinum	<b>BR BRONZO SATINATO OPACO</b> BR Matt Satined Bronze	<b>CH ORO CHAMPAGNE BRILLANTE</b> CH Champagne bright gold	<b>OC ORO BRILLANTE</b> OC Bright gold	<b>I2 ELETTROCOLORE MORO BRILLANTE</b> I2 Bright electrocolour dark brown	<b>I1 ALLUMINIO BRILLANTE</b> I1 Bright aluminium	<b>GB BIANCO LUCIDO</b> GB Glossy white	<b>AN ELETTROCOLORE NERO OPACO</b> AN Matt electrocolour black	<b>AM ELETTROCOLORE MORO OPACO</b> AM Matt electrocolour dark brown	<b>AL ANODIZZATO NATURALE</b> AL Natural anodised aluminium
---	---	---	---	--	--	--	---	--	--

## Pannelli laccati opachi a poro aperto / Matt lacquered open pore panels




<b>BC BIANCO</b> BC White	<b>CN CANAPA</b> CN Canapa	<b>B2 CORDA</b> B2 Rope	<b>TU TORTORA</b> TU Turtle dove	<b>FE CAFFÈ</b> FE Coffee	<b>MA MOKA</b> MA Moka	<b>PG PRUGNA</b> PG Prune	<b>CE GRIGIO CEMENTO</b> CE Cement grey	<b>GM GRIGIO PIOMBO</b> GM Lead grey	<b>GT GRANITO</b> GT Granite	<b>DE GRIGIO ARDESIA</b> DE Slate grey	<b>NH BLU NOTTE</b> NH Night blue	<b>NE NERO</b> NE Black	<b>PO LACCATO COLORE (RAL)</b> PO Customer colour (RAL)
------------------------------	-------------------------------	----------------------------	-------------------------------------	------------------------------	---------------------------	------------------------------	--	---	---------------------------------	---	--------------------------------------	----------------------------	--

## Pannelli per boiserie in legno e melaminico / Panels for boiserie in wood and melamine




<b>B5 ROVERE BIANCO PORO APERTO</b> B5 White Oak open pore	<b>10 MELAMINICO BIANCO</b> 10 White melamine	<b>97 MELAMINICO WENGÉ</b> 97 Wengé melamine	<b>93 MELAMINICO SPIGATO</b> 93 Herringbone melamine	<b>92 MELAMINICO LARICE BIANCO</b> 92 Melamine white Larch	<b>94 MELAMINICO ROVERE THERMO</b> 94 Melamine Thermo Oak
---	--	---	---	---	--

## Pannelli in specchio / Panels for boiserie with mirror




<b>SP SPECCHIO NATURALE</b> SP Mirror	<b>SB SPECCHIO BRONZO</b> SB Bronze mirror	<b>FU SPECCHIO FUMÈ</b> FU Smoky mirror
--	---	--

## Pannelli per boiserie in specchio decorato / Panels for boiserie with decorated mirror




<b>Z1 CRISTAL RAIN BRONZO</b> Z1 Cristal rain bronze	<b>F1 CRISTAL RAIN FUMÈ</b> F1 Cristal rain smoky	<b>VF VIENNA SPECCHIO FUMÈ</b> VF Vienna smoky mirror	<b>AB VIENNA SPECCHIO BRONZO</b> AB Vienna bronze mirror	<b>WX WELTON BRONZO</b> WX Welton bronze	<b>WF WELTON FUMÈ</b> WF Welton smoky	<b>LX DORAL BRONZO ACIDATO</b> LX Doral bronze	<b>LF DORAL FUMÈ ACIDATO</b> LF Doral smoky
---	--	--	---	---	--	---	--

## Pannelli per boiserie in vetro temperato verniciato lucido / Panels for boiserie with glossy lacquered tempered glass




<b>BL BIANCO</b> BL White	<b>CP CANAPA</b> CP Canapa	<b>OY CORDA</b> OY Rope	<b>TT TORTORA</b> TT Turtle dove	<b>FF CAFFÈ</b> FF Coffee	<b>MK MOKA</b> MK Moka	<b>PR PRUGNA</b> PR Prune	<b>GC GRIGIO CEMENTO</b> GC Cement grey	<b>GP GRIGIO PIOMBO</b> GP Lead grey	<b>GN GRANITO</b> GN Granite	<b>GA GRIGIO ARDESIA</b> GA Slate grey	<b>NI BLU NOTTE</b> NI Night blue	<b>NL NERO</b> NL Black
------------------------------	-------------------------------	----------------------------	-------------------------------------	------------------------------	---------------------------	------------------------------	--	---	---------------------------------	---	--------------------------------------	----------------------------

Pannelli per boiserie in vetro verniciato decorato "Cristal Rain" / Panels for boiserie with "Cristal Rain" decorated lacquered glass




D1 BIANCO D1 White	D5 CANAPA D5 Canapa	D3 CORDA D3 Rope	D8 TORTORA D8 Turtle dove	D9 CAFFÈ D9 Coffee	D4 MOKA D4 Moka	DN PRUGNA DN Prune	D7 GRIGIO CEMENTO D7 Cement grey	DI GRIGIO PIOMBO DI Lead grey	DQ GRANITO DQ Granite	D6 GRIGIO ARDESIA D6 Slate grey	DH BLU NOTTE DH Night blue	D2 NERO D2 Black
-----------------------	------------------------	---------------------	------------------------------	-----------------------	--------------------	-----------------------	--	-------------------------------------	--------------------------	---------------------------------------	-------------------------------	---------------------

Pannelli per boiserie in vetro verniciato decorato "Vienna" / Panels for boiserie "Vienna" decorated lacquered glass




V1 BIANCO V1 White	V7 CANAPA V7 Canapa	V0 CORDA V0 Rope	V8 TORTORA V8 Turtle dove	V8 CAFFÈ V8 Coffee	V4 MOKA V4 Moka	VC PRUGNA VC Prune	V9 GRIGIO CEMENTO V9 Cement grey	VD GRIGIO PIOMBO VD Lead grey	VE GRANITO VE Granite	VA GRIGIO ARDESIA VA Slate grey	VG BLU NOTTE VG Night blue	V2 NERO V2 Black
-----------------------	------------------------	---------------------	------------------------------	-----------------------	--------------------	-----------------------	--	-------------------------------------	--------------------------	---------------------------------------	-------------------------------	---------------------

Pannelli per boiserie in vetro verniciato decorato "Welton" / Panels for boiserie "Welton" decorated lacquered glass



WB BIANCO WB White	WC CANAPA WC Canapa	WO CORDA WO Rope	WT TORTORA WT Turtle dove	WE CAFFÈ WE Coffee	WM MOKA WM Moka	WP PRUGNA WP Prune	WG GRIGIO CEMENTO WG Cement grey	WI GRIGIO PIOMBO WI Lead grey	WD GRANITO WD Granite	WA GRIGIO ARDESIA WA Slate grey	WH BLU NOTTE WH Night blue	WN NERO WN Black
-----------------------	------------------------	---------------------	------------------------------	-----------------------	--------------------	-----------------------	--	-------------------------------------	--------------------------	---------------------------------------	-------------------------------	---------------------

Pannelli per boiserie in vetro acidato retroverniciato decoro "Doral" / Panels for boiserie "Doral" frosted back-decorated lacquered glass



LB BIANCO LB White	LC CANAPA LC Canapa	LO CORDA LO Rope	LT TORTORA LT Turtle dove	LE CAFFÈ LE Coffee	LM MOKA LM Moka	LP PRUGNA LP Prune	LG GRIGIO CEMENTO LG Cement grey	LI GRIGIO PIOMBO LI Lead grey	LD GRANITO LD Granite	LA GRIGIO ARDESIA LA Slate grey	LH BLU NOTTE LH Night blue	LN NERO LN Black
-----------------------	------------------------	---------------------	------------------------------	-----------------------	--------------------	-----------------------	--	-------------------------------------	--------------------------	---------------------------------------	-------------------------------	---------------------

Pannelli per boiserie camoscio cat. "Suede" - versione con cuciture / Panels for boiserie with suede cat. "Suede" – version with stitches



C3 P.3 SUEDE CIPRIA 120 C3 P.3 Suede powder 120	C6 P.3 SUEDE SABBIA 0111 C6 P.3 Suede sand 0111	C4 P.3 SUEDE TORTORA 311 C4 P.3 Suede turtle dove 311	C5 P.3 SUEDE TESTA DI MORO 3085 C5 P.3 Suede dark brown 3085	C8 P.3 SUEDE GRIGIO GHIACCIO 08085 C8 P.3 Suede ice grey 08085	C7 P.3 SUEDE GRIGIO 1011 C7 P.3 Suede grey 1011	RG P.3 SUEDE ROYAL GREY 08051 RG P.3 Suede Royal Grey 08051	C9 P.3 SUEDE BLU 714 C9 P.3 Suede blue 714	C1 P.3 SUEDE NERO 811 C1 P.3 Suede black 811	C2 P.3 SUEDE AZZURRO 719 C2 P.3 Suede light blue 719
--	--	--	--	--	--	---	---	---	---



## Elegant Wall decoration

Sistema Boiserie Elegant, grazie agli accostamenti tra decori, essenze e materiali preziosi permette di personalizzare e impreziosire ogni ambiente, un sistema di "Wall Decoration" semplice e unico allo stesso tempo.

The Boiserie Elegant system uses combinations of decorations, woods and precious materials to allow the client to customise and embellish every room. It is a simple but unique "Wall Decoration".

Благодаря гармоничному сочетанию декоративных элементов, древесных пород и ценных материалов система буазери Elegant позволяет персонализировать и украсить любое помещение. Это простая, но в то же время уникальная система декора стен.

BOISERIE / BOISERIE ELEGANT  
PROFILI / END TRIM CH BRIGHT CHAMPAGNE GOLD  
PANNELLI / PANELS C7 P.3 CAT. "SUEDE" 1011  
INSERTI / INSERTS P.3 CAT. "SUEDE" 1011 WITH SEQUENCE DESIGN







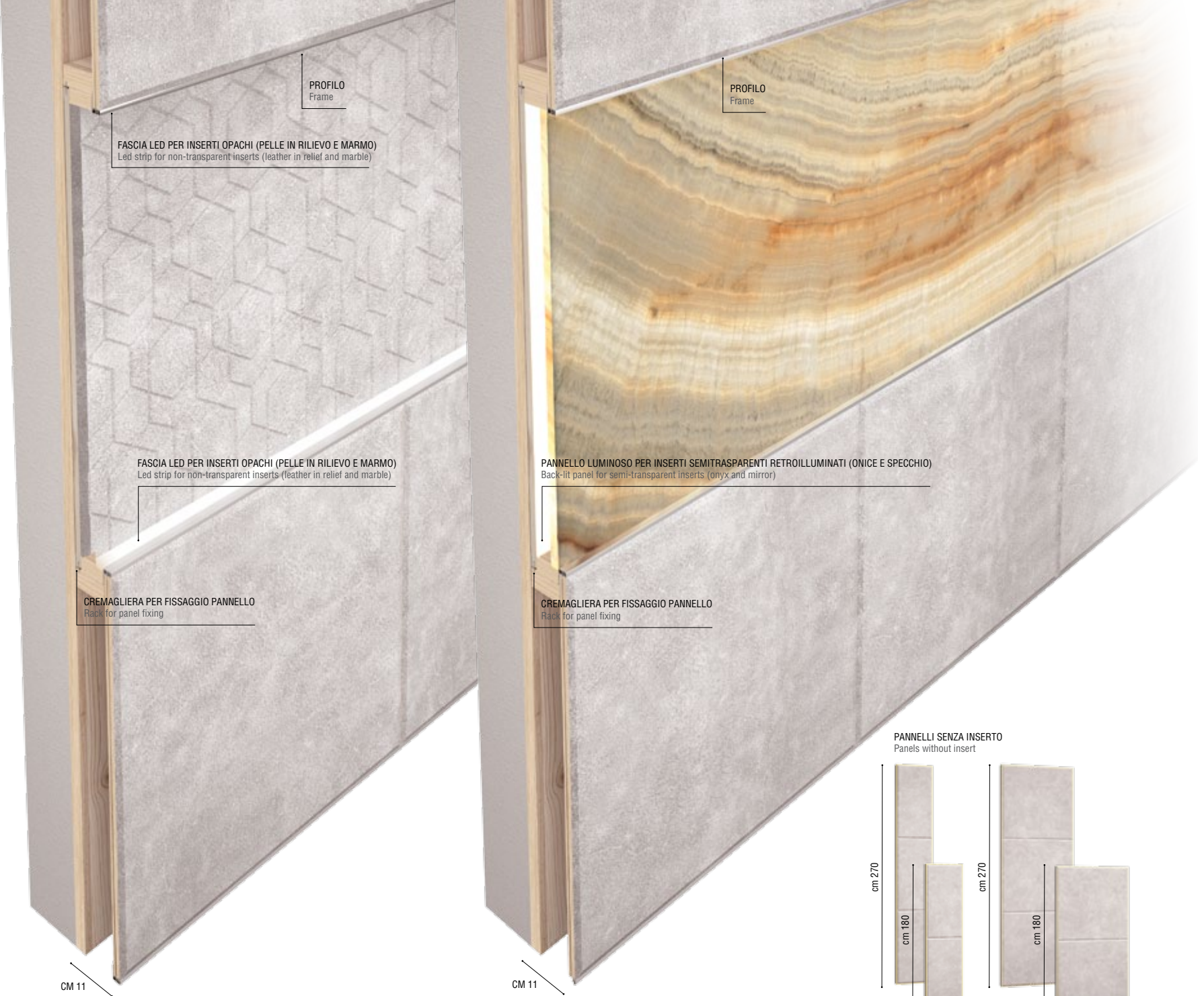




BOISERIE / BOISERIE ELEGANT  
PROFILI / END TRIM CH BRIGHT CHAMPAGNE GOLD  
PANNELLI / PANELS C7 P.3 CAT. "SUEDE" 1011  
INSERTI / INSERTS P.3 CAT. "SUEDE" 1011 WITH SEQUENCE DESIGN AND BACKLIT IVORY ONYX




BOISERIE / BOISERIE ELEGANT  
PROFILI / END TRIM BR MATT SATINED BRONZE  
PANNELLI / PANELS C4 P.3 CAT. "SUEDE" 311  
INSERTI / INSERTS FR FRAPPUCCINO MARBLE



CM 11

CM 11


**PANNELLI SENZA INSERTO**  
Panels without insert




**PANNELLI CON INSERTO**  
Panels with insert



**PANNELLI CON INSERTO LASTRA INTERA**  
Panels with single slab insert



**PANNELLI CON TESTATA LETTO CM 180**  
Panels with 180 cm headboard





SMARTLY  
MATCHING  
WITH ALL  
DOORS

BOISERIE 1 / BOISERIE ELEGANT WITH IANUS AND SPARK DOORS  
PROFILI / END TRIM BR MATT SATINED BRONZE  
PANNELLI / PANELS C4 P.3 CAT. "SUEDE" 311  
INSERTI / INSERTS FR FRAPPUCCINO MARBLE








BOISERIE / BOISERIE ELEGANT WITH ITS BED  
PROFILI / END TRIM 11 BRIGHT ALUMINIUM  
PANNELLI / PANELS C7 P.3 CAT. "SUEDE" 1011  
INSERTI / INSERTS BACKLIT SATINED MIRROR WITH "SEQUENCE" DESIGN





# Finiture Elegant / Elegant sample finishes

## Profili terminali in alluminio / Aluminium end trims



<b>PL PLATINO OPACO</b> PL Matt platinum	<b>BR BRONZO SATINATO OPACO</b> BR Matt Satined Bronze	<b>CH ORO CHAMPAGNE BRILLANTE</b> CH Champagne bright gold	<b>OC ORO BRILLANTE</b> OC Bright gold	<b>I2 ELETTROCOLORE MORO BRILLANTE</b> I2 Bright electrocolour dark brown	<b>I1 ALLUMINIO BRILLANTE</b> I1 Bright aluminium	<b>GB BIANCO LUCIDO</b> GB Glossy white	<b>AN ELETTROCOLORE NERO OPACO</b> AN Matt electrocolour black	<b>AM ELETTROCOLORE MORO OPACO</b> AM Matt electrocolour dark brown
---	--	--	---	--	---	--	--	--

## Pannelli per boiserie in camoscio cat. "Suede" / Panels for boiserie with suede cat. "Suede"



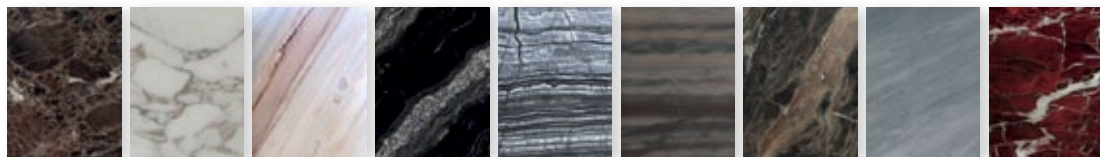
<b>C3 P.3 SUEDE CIPRIA 120</b> C3 P.3 Suede powder 120	<b>C6 P.3 SUEDE SABBIA 0111</b> C6 P.3 Suede sand 0111	<b>C4 P.3 SUEDE TORTORA 311</b> C4 P.3 Suede turtle dove 311	<b>C5 P.3 SUEDE TESTA DI MORO 3085</b> C5 P.3 Suede dark brown 3085	<b>C8 P.3 SUEDE GRIGIO GHIACCIO 08085</b> C8 P.3 Suede ice grey 08085	<b>C7 P.3 SUEDE GRIGIO 1011</b> C7 P.3 Suede grey 1011	<b>RG P.3 SUEDE ROYAL GREY 08051</b> RG P.3 Suede Royal Grey 08051	<b>C9 P.3 SUEDE BLU 714</b> C9 P.3 Suede blue 714	<b>C1 P.3 SUEDE NERO 811</b> C1 P.3 Suede black 811	<b>C2 P.3 SUEDE AZZURRO 719</b> C2 P.3 Suede light blue 719
--	--	--	---	---	--	--	---	---	---

...a richiesta dal campionario pelli Loveluxe

...on request from Loveluxe leather sample box

# Finiture inserto Elegant / Elegant sample finishes insert

## Inserto in marmo / Marble insert



<b>EK EMPERADOR DARK</b> EK Emperador Dark	<b>CG CALACATTA GOLD</b> CG Calacatta Gold	<b>PN PALISSANDRO ONICIATO</b> PN Shale rosewood marble	<b>PB AGATHA BLACK</b> PB Agatha Black	<b>SW SILVER WAVE</b> SW Silver Wave	<b>ED ELEGANT BROWN</b> ED Elegant Brown	<b>FR FRAPPUCCINO</b> FR Frappuccino	<b>BA BARDIGLIO NUVOLATO</b> BA Bardiglio Nuvolato	<b>RV ROSSO LEVANTO</b> RV Rosso Levanto
---	---	--	---	---	---	---	---	---

## Inserto marmo / Onyx insert



**OI ONICE AVORIO**  
OI Ivory onyx

## Inserto in specchio decorato laserato / Lasered decorated mirror insert




<b>SP SPECCHIO DECORO DIAMOND</b> SP Diamond mirror	<b>SP SPECCHIO DECORO SEQUENCE</b> SP Sequence mirror
--	--

## Pannelli per boiserie in camoscio cat. "Suede" decoro "Diamond" / Panels for boiserie with suede cat. "Suede" Diamond pattern



<b>C3 P.3 SUEDE CIPRIA 120</b> C3 P.3 Suede powder 120	<b>C6 P.3 SUEDE SABBIA 0111</b> C6 P.3 Suede sand 0111	<b>C4 P.3 SUEDE TORTORA 311</b> C4 P.3 Suede turtle dove 311	<b>C5 P.3 SUEDE TESTA DI MORO 3085</b> C5 P.3 Suede dark brown 3085	<b>C8 P.3 SUEDE GRIGIO GHIACCIO 08085</b> C8 P.3 Suede ice grey 08085	<b>C7 P.3 SUEDE GRIGIO 1011</b> C7 P.3 Suede grey 1011	<b>RG P.3 SUEDE ROYAL GREY 08051</b> RG P.3 Suede Royal Grey 08051	<b>C9 P.3 SUEDE BLU 714</b> C9 P.3 Suede blue 714	<b>C1 P.3 SUEDE NERO 811</b> C1 P.3 Suede black 811	<b>C2 P.3 SUEDE AZZURRO 719</b> C2 P.3 Suede light blue 719
---	---	---	--	--	---	---	--	--	--

## Pannelli per boiserie in camoscio cat. "Suede" decoro "Sequence" / Panels for boiserie with suede cat. "Suede" Sequence pattern



<b>C3 P.3 SUEDE CIPRIA 120</b> C3 P.3 Suede powder 120	<b>C6 P.3 SUEDE SABBIA 0111</b> C6 P.3 Suede sand 0111	<b>C4 P.3 SUEDE TORTORA 311</b> C4 P.3 Suede turtle dove 311	<b>C5 P.3 SUEDE TESTA DI MORO 3085</b> C5 P.3 Suede dark brown 3085	<b>C8 P.3 SUEDE GRIGIO GHIACCIO 08085</b> C8 P.3 Suede ice grey 08085	<b>C7 P.3 SUEDE GRIGIO 1011</b> C7 P.3 Suede grey 1011	<b>RG P.3 SUEDE ROYAL GREY 08051</b> RG P.3 Suede Royal Grey 08051	<b>C9 P.3 SUEDE BLU 714</b> C9 P.3 Suede blue 714	<b>C1 P.3 SUEDE NERO 811</b> C1 P.3 Suede black 811	<b>C2 P.3 SUEDE AZZURRO 719</b> C2 P.3 Suede light blue 719
---	---	---	--	--	---	---	--	--	--



# HERITAGE

## Wooden *boiserie*

La boiserie Heritage ha molteplici aspetti di adattabilità e, coordinata con le sue porte, crea stile e continuità formale a tutta la stanza. Ogni progetto è creato su misura sia in altezza che in larghezza. Tutti i punti luce sono a led con accensione tramite piccolo interruttore touch posto esternamente e con variazione di intensità tramite pressione.

Heritage boiserie is very adaptable and, coordinated with its doors, creates a seamless formal continuity in the room. Each project is custom-designed to fit the height and width of the room. All spotlights are LED luminaires with a small touch switch placed outside whose intensity may vary by pressure.

Буазери Heritage обладает многочисленными аспектами адаптируемости и в сочетании с дверями придает стиль и формальную связность всему помещению. Каждый проект создается по индивидуальным размерам как в высоту, так и в ширину. Все светодиодные светильники включаются с помощью миниатюрного сенсорного и нажимного выключателя, позволяющего изменять интенсивность света, который расположен снаружи.







BOISERIE / BOISERIE HERITAGE  
STRUTTURA / STRUCTURE WHITE LACQUERED









## Italian *Style*

Preziosa cornice, un dinamico gioco di boiserie alta fino al soffitto, regala agli ambienti una sensazione di grande respiro. Heritage è un sistema di boiserie modulare totalmente su misura, con alcuni elementi attrezzati speciali, dallo stile neoclassico.

A precious setting, a dynamic interplay of full-height boiserie panels, gives any ambience a sensation of deep breath. Heritage is a modular system of custom-made boiserie panels with some special accessorised elements in pure neoclassical style.

Уникальный декор, динамичная игра буазери во всю высоту помещения дарят ощущение абсолютной свободы. Heritage - это модульная система буазери, реализуемая полностью по индивидуальному заказу и включающая особые оборудованные элементы в неоклассическом стиле.



BOISERIE / BOISERIE HERITAGE WITH ALLEY DOOR  
STRUTTURA / STRUCTURE WHITE LACQUERED









BOISERIE / BOISERIE HERITAGE WITH ALLEY DOOR  
STRUTTURA / STRUCTURE WHITE LACQUERED WITH GOLD PROFILES



## Severe *Style*

Heritage è un progetto completo dove la tradizione incontra un design rigoroso creando un'assoluta armonia di stile. Dona ancora più vigore la seconda finitura scelta per presentare la boiserie: il mogano tinto scuro.

Heritage is a complete project where tradition meets a thorough design creating an endless harmony of style. The second available finish of the boiserie gives even more firmness: dark stained mahogany.

Heritage – это совершенный проект, где традиция сочетается со строгим дизайном, создавая абсолютную гармонию стиля. Еще большую энергию придает вторая отделка буазери – красное дерево, тонированное в темный цвет.





BOISERIE / BOISERIE HERITAGE  
STRUTTURA / STRUCTURE DARK STAINED MAHOGANY





BOISERIE / BOISERIE HERITAGE WITH ALLEY DOOR  
STRUTTURA / STRUCTURE DARK STAINED MAHOGANY



MODULI SCORREVOLI / SLIDING PANELS **IANUS**  
STRUTTURA / STRUCTURE **CH CHAMPAGNE GOLD ALUMINIUM**  
PANNELLI / PANELS **CP GLOSSY LACQUERED TEMPERED CANAPA GLASS**  
INSERTI MANIGLIA / HANDLE INSERT **CG CALACATTA GOLD MARBLE**








PORTA BATTENTE / SWING DOOR IANUS  
STIPITE / JAMB RELIEF

STRUTTURA / STRUCTURE 12 BRIGHT BROWN ELECTROCOLOUR ALUMINIUM  
PANNELLI / PANELS S6 CAT. "SUPREME" - DARK BROWN  
INSERTI MANIGLIA / HANDLE INSERT FR FRAPPUCCINO MARBLE

BOISERIE / BOISERIE HERITAGE  
STRUTTURA / STRUCTURE DARK STAINED MAHOGANY


# Finiture Heritage / Heritage sample finishes



Laccato bianco (con profili oro) / Lacquered white (with gold profiles)



Laccato bianco (senza profili oro) / Lacquered white (without gold profiles)



Mogano tinto scuro / Dark stained mahogany



**ELONGHI**